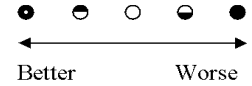


Consumer Reports Health

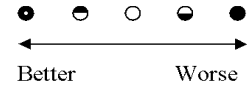
Patient Ratings August 2009



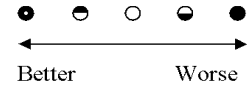
Hospital Name	City	State	Overall Score	Nurse Communication	Doctor Communication	Staff Attentiveness	Pain Management	Explain New Medicines	Room Clean	Room Quiet	Discharge	Hospital Size	Dartmouth Percentile Conservative	Dartmouth Total Medicare Spending	Dartmouth DME and copay cost	Compared to national Patient Rating average	
MAYO CLINIC HOSPITAL	PHOENIX	AZ	85	5	5	5	5	3	4	4	3	200-299 beds	81	\$51,731	\$3,597	Above average	
ARIZONA HEART HOSPITAL	PHOENIX	AZ	80	5	4	4	4	1	4	3	1	50-99 beds				Above average	
BANNER ESTRELLA MEDICAL CENTER	PHOENIX	AZ	79	5	5	4	4	1	4	4	2	100-199 beds				Above average	
SCOTTSDALE HEALTHCARE-SHEA MEDICAL CENTER	SCOTTSDALE	AZ	76	4	4	4	4	1	3	3	2	400-499 beds	36	\$55,344	\$3,898		
SURGICAL SPECIALTY HOSPITAL OF ARIZONA	PHOENIX	AZ	74	5	5	4	4	1	4	4	3	25-49 beds					
ST JOSEPH'S HOSPITAL AND MEDICAL CENTER	PHOENIX	AZ	73	5	4	3	4	1	3	3	1	500 or more beds	Teaching	49	\$57,174	\$3,425	
PAGE HOSPITAL	PAGE	AZ	73	5	5	3	4	3	5	4	4	25-49 beds					
FLAGSTAFF MEDICAL CENTER	FLAGSTAFF	AZ	72	5	4	4	4	2	3	3	2	200-299 beds	76	\$49,720	\$3,422		
JOHN C LINCOLN NORTH MOUNTAIN HOSPITAL	PHOENIX	AZ	72	5	4	4	4	1	4	2	2	200-299 beds	66	\$48,829	\$3,163		
JOHN C LINCOLN DEER VALLEY HOSPITAL	PHOENIX	AZ	72	4	4	3	4	1	3	3	1	100-199 beds	32	\$50,658	\$3,081		
SCOTTSDALE HEALTHCARE-OSBORN MEDICAL CENTER	SCOTTSDALE	AZ	70	5	4	3	4	1	3	1	1	300-399 beds	43	\$51,309	\$3,233		
YAVAPAI REGIONAL MEDICAL CENTER	PRESCOTT	AZ	68	5	4	4	5	1	3	2	3	100-199 beds	91	\$40,664	\$2,792		
BANNER GOOD SAMARITAN MEDICAL CENTER	PHOENIX	AZ	68	4	4	3	4	1	3	1	2	500 or more beds	Teaching	34	\$60,770	\$3,532	
VERDE VALLEY MEDICAL CENTER	COTTONWOOD	AZ	67	4	4	4	4	1	3	3	1	100-199 beds	93	\$41,561	\$2,803		
KINGMAN REGIONAL MEDICAL CENTER	KINGMAN	AZ	65	4	4	4	4	2	4	2	1	100-199 beds	63	\$44,735	\$2,709		
SUMMIT HEALTHCARE REGIONAL MEDICAL CENTER	SHOW LOW	AZ	65	5	5	4	4	2	4	3	1	50-99 beds	93	\$40,210	\$2,603		
BANNER THUNDERBIRD MEDICAL CENTER	GLENDALE	AZ	62	4	4	2	4	1	3	2	1	300-399 beds	60	\$51,603	\$3,193		
YUMA REGIONAL MEDICAL CENTER	YUMA	AZ	62	4	4	3	4	1	2	2	1	300-399 beds	57	\$50,312	\$3,717		
COBRE VALLEY COMMUNITY HOSPITAL	GLOBE	AZ	62	4	4	4	3	2	3	3	2	25-49 beds					
PAYSON REGIONAL MEDICAL CENTER	PAYSON	AZ	61	4	4	4	3	1	3	3	2	25-49 beds	91	\$49,564	\$2,874		
ARROWHEAD HOSPITAL	GLENDALE	AZ	60	4	4	2	4	1	3	3	1	100-199 beds	66	\$45,763	\$2,553		
PALO VERDE HOSPITAL	BLYTHE	CA	57	5	4	4	4	1	4	3	1	6-24 beds					
LA PAZ REGIONAL HOSPITAL	PARKER	AZ	56	5	5	4	4	1	2	3	1	25-49 beds					
HAVASU REGIONAL MEDICAL CENTER	LAKE HAVASU CITY	AZ	56	4	4	2	4	1	3	2	1	100-199 beds	71	\$46,462	\$3,261		
PHOENIX INDIAN MEDICAL CENTER	PHOENIX	AZ	55	4	5	3	4	2	2	2	3	100-199 beds					
WEST VALLEY HOSPITAL	GOODYEAR	AZ	55	4	4	3	4	1	3	2	1	100-199 beds					
MARYVALE HOSPITAL	PHOENIX	AZ	53	4	4	2	3	1	3	2	1	200-299 beds	66	\$49,948	\$2,728	Below average	
MARICOPA MEDICAL CENTER	PHOENIX	AZ	53	3	4	1	3	1	2	1	1	500 or more beds	Teaching			Below average	
CASA GRANDE REGIONAL MEDICAL CENTER	CASA GRANDE	AZ	49	3	4	1	3	1	2	2	1	200-299 beds	63	\$51,473	\$3,482	Below average	
PHOENIX BAPTIST HOSPITAL	PHOENIX	AZ	49	3	4	1	3	1	3	1	1	200-299 beds	91	\$42,704	\$2,363	Below average	
PARADISE VALLEY HOSPITAL	PHOENIX	AZ	45	3	4	1	3	1	2	1	1	100-199 beds	83	\$45,965	\$2,277	Below average	
TUBA CITY REGIONAL HEALTH CARE CORPORATION	TUBA CITY	AZ	44	3	3	1	3	1	2	2	1	50-99 beds				Below average	
ST LUKES MEDICAL CENTER	PHOENIX	AZ	43	2	3	1	2	1	2	1	1	200-299 beds				Below average	



Patient Ratings August 2009



Los Angeles, CA (1 of 2)																	
Hospital Name	City	State	Overall Score	Nurse Communication	Doctor Communication	Staff Attentiveness	Pain Management	Explain New Medicines	Room Clean	Room Quiet	Discharge	Hospital Size	Teaching	Dartmouth Percentile	Dartmouth Total Medicare Spending	Dartmouth DME and copay cost	Compared to national Patient Rating average
PRESBYTERIAN INTERCOMMUNITY HOSPITAL	WHITTIER	CA	83	5	5	3	4	1	4	3	1	400-499 beds		25	\$68,820	\$3,774	Above average
HUNTINGTON MEMORIAL HOSPITAL	PASADENA	CA	81	4	5	3	4	1	3	4	1	500 or more beds	Teaching	5	\$71,026	\$4,043	Above average
MOTION PICTURE & TELEVISION HOSPITAL	WOODLAND HILLS	CA	80	5	5	4	5	1	4	4	1	200-299 beds					Above average
USC UNIVERSITY HOSPITAL	LOS ANGELES	CA	77	5	5	4	5	1	3	2	1	100-199 beds	Teaching				Above average
POMONA VALLEY HOSPITAL MEDICAL CENTER	POMONA	CA	77	5	5	3	5	2	4	3	2	400-499 beds		8	\$78,051	\$4,425	Above average
USC KENNETH NORRIS JR CANCER HOSPITAL	LOS ANGELES	CA	76	5	5	3	4	2	4	3	2	25-49 beds					
LITTLE COMPANY OF MARY HOSPITAL	TORRANCE	CA	75	5	4	3	4	1	3	3	1	200-299 beds		25	\$67,311	\$3,826	
PROVIDENCE SAINT JOSEPH MEDICAL CTR	BURBANK	CA	74	4	4	3	4	1	4	3	1	400-499 beds		6	\$75,306	\$4,811	
LAC/RANCHO LOS AMIGOS NATIONAL MED CTR	DOWNEY	CA	73	4	4	2	3	1	3	2	2	200-299 beds					
WHITE MEMORIAL MEDICAL CENTER	LOS ANGELES	CA	71	4	5	3	4	1	4	2	1	200-299 beds		1	\$130,992	\$6,252	
PROVIDENCE HOLY CROSS MEDICAL CENTER	MISSION HILLS	CA	70	4	4	2	4	1	3	1	1	200-299 beds		6	\$79,783	\$4,658	
CEDARS-SINAI MEDICAL CENTER	LOS ANGELES	CA	70	4	4	1	4	1	3	2	1	500 or more beds	Teaching	0	\$106,951	\$6,524	
METHODIST HOSPITAL OF SOUTHERN CA	ARCADIA	CA	69	4	5	1	4	1	3	2	1	300-399 beds		6	\$68,726	\$4,089	
LITTLE COMPANY OF MARY--SAN PEDRO	SAN PEDRO	CA	69	4	5	2	4	1	4	2	1	300-399 beds		23	\$61,239	\$3,391	
TORRANCE MEMORIAL MEDICAL CENTER	TORRANCE	CA	69	4	4	2	4	1	3	1	1	200-299 beds		28	\$63,661	\$3,745	
SAINT JOHN'S HEALTH CENTER	SANTA MONICA	CA	68	4	4	2	4	1	2	1	1	200-299 beds		2	\$75,151	\$5,883	
RONALD REAGAN UCLA MEDICAL CENTER	LOS ANGELES	CA	68	4	5	2	4	1	3	1	2	500 or more beds	Teaching	10	\$93,842	\$4,835	
COMMUNITY HOSPITAL OF LONG BEACH	LONG BEACH	CA	68	4	4	3	4	1	4	2	1	50-99 beds					
NORTHRIDGE HOSPITAL MEDICAL CENTER	NORTHRIDGE	CA	67	4	4	2	4	1	3	1	1	300-399 beds		3	\$76,784	\$4,665	
VERDUGO HILLS HOSPITAL	GLENDALE	CA	67	4	4	3	4	1	4	1	1	100-199 beds		10	\$67,783	\$3,707	
LONG BEACH MEMORIAL MEDICAL CENTER	LONG BEACH	CA	67	4	4	2	4	1	3	1	1	400-499 beds	Teaching	6	\$80,710	\$4,735	
KAISER FOUNDATION HOSPITAL - BALDWIN PARK	BALDWIN PARK	CA	67	4	5	3	4	1	3	3	2	200-299 beds					
SAINT FRANCIS MEDICAL CENTER	LYNWOOD	CA	67	4	4	2	4	1	3	3	1	300-399 beds		2	\$94,951	\$5,163	
FOOTHILL PRESBYTERIAN HOSPITAL	GLENORA	CA	65	4	5	2	4	1	4	1	1	100-199 beds		27	\$65,040	\$3,230	
KAISER FOUNDATION HOSPITAL - WOODLAND HILLS	WOODLAND HILLS	CA	65	4	4	3	4	1	3	1	1	200-299 beds					
KAISER FOUNDATION HOSPITAL - WEST LA	LOS ANGELES	CA	65	4	5	2	4	1	4	3	1	100-199 beds					
CALIFORNIA HOSPITAL MEDICAL CENTER LA	LOS ANGELES	CA	64	4	4	2	3	1	2	2	1	300-399 beds		6	\$96,561	\$5,387	
ST MARY MEDICAL CENTER	LONG BEACH	CA	64	4	4	1	4	1	3	2	1	200-299 beds		0	\$98,315	\$6,099	
LAC/OLIVE VIEW-UCLA MEDICAL CENTER	SYLMAR	CA	64	4	5	1	4	1	3	1	1	200-299 beds					
LAC/HARBOR-UCLA MED CENTER	TORRANCE	CA	64	4	4	1	3	1	3	1	1	300-399 beds	Teaching				
SAINT VINCENT MEDICAL CENTER	LOS ANGELES	CA	64	4	4	2	3	1	3	2	1	300-399 beds		3	\$90,655	\$5,664	
LAKEWOOD REGIONAL MEDICAL CENTER	LAKEWOOD	CA	64	4	5	3	3	1	3	2	1	100-199 beds		5	\$75,673	\$4,259	
KAISER FOUNDATION HOSPITAL - HARBOR CITY	HARBOR CITY	CA	63	4	4	2	4	1	3	2	1	100-199 beds					
GLENDALE MEM HOSPITAL & HLTH CENTER	GLENDALE	CA	63	4	3	2	3	1	3	1	1	300-399 beds		3	\$91,060	\$5,208	
SANTA MONICA - UCLA MED CTR & ORTHOPAEDIC HOSPITAL	SANTA MONICA	CA	62	4	5	3	4	1	3	1	1	200-299 beds		8	\$76,808	\$4,322	
LAC+USC MEDICAL CENTER	LOS ANGELES	CA	62	3	4	2	4	1	2	2	1	500 or more beds	Teaching				
EAST LOS ANGELES DOCTORS HOSPITAL	LOS ANGELES	CA	62	4	4	3	3	1	4	2	1	100-199 beds					
DOWNEY REGIONAL MEDICAL CENTER	DOWNEY	CA	61	4	4	2	4	1	3	1	1	100-199 beds		4	\$84,602	\$4,440	
TEMPLE COMMUNITY HOSPITAL	LOS ANGELES	CA	60	4	4	2	2	1	4	4	1	100-199 beds					
GOOD SAMARITAN HOSPITAL	LOS ANGELES	CA	60	3	4	1	3	1	2	1	1	300-399 beds		2	\$88,575	\$5,157	
GLENDALE ADVENTIST MEDICAL CENTER	GLENDALE	CA	59	4	4	1	4	1	2	2	1	300-399 beds		1	\$92,529	\$5,208	
KAISER FOUNDATION HOSPITAL - PANORAMA CITY	PANORAMA CITY	CA	58	4	4	2	4	1	3	1	1	200-299 beds					
PACIFIC HOSPITAL OF LONG BEACH	LONG BEACH	CA	58	3	4	2	3	1	4	2	1	100-199 beds		8	\$89,937	\$3,996	
OLYMPIA MEDICAL CENTER	LOS ANGELES	CA	58	4	4	2	3	1	3	3	1	100-199 beds					
SAN DIMAS COMMUNITY HOSPITAL	SAN DIMAS	CA	58	3	5	1	4	1	3	1	1	50-99 beds					
KAISER FOUNDATION HOSPITAL - BELLFLOWER	BELLFLOWER	CA	57	4	4	2	3	1	2	1	1	200-299 beds					
WEST HILLS HOSPITAL & MEDICAL CENTER	WEST HILLS	CA	57	3	4	1	3	1	2	1	1	100-199 beds		8	\$68,904	\$4,104	

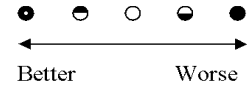


Patient Ratings August 2009

Los Angeles, CA (2 of 2)																
Hospital Name	City	State	Overall Score	Nurse Communication	Doctor Communication	Staff Attentiveness	Pain Management	Explain New Medicines	Room Clean	Room Quiet	Discharge	Hospital Size	Dartmouth Percentile Conservative	Dartmouth Total Medicare Spending	Dartmouth DME and copay cost	Compared to national Patient Rating average
KAISER FOUNDATION HOSPITAL - LOS ANGELES	LOS ANGELES	CA	56	4	4	2	4	1	2	1	1	400-499 beds				
TRI-CITY REGIONAL MEDICAL CENTER	HAWAIIAN GARDENS	CA	56	3	4	1	3	1	3	2	1	100-199 beds				
COAST PLAZA HOSPITAL	NORWALK	CA	55	3	4	2	4	1	3	1	1	100-199 beds				
CENTINELA HOSPITAL MEDICAL CENTER	INGLEWOOD	CA	53	3	4	1	3	1	2	1	1	300-399 beds				Below average
MEMORIAL HOSPITAL OF GARDENA	GARDENA	CA	53	2	4	1	3	1	2	1	1	100-199 beds	7	\$86,986	\$4,776	Below average
CITRUS VALLEY MEDICAL CENTER-IC CAMPUS	COVINA	CA	52	3	4	1	3	1	2	1	1	200-299 beds	6	\$75,378	\$4,432	Below average
ENCINO HOSPITAL MEDICAL CENTER	ENCINO	CA	52	3	4	1	3	1	1	1	1	100-199 beds	5	\$85,671	\$4,206	Below average
LANCASTER COMMUNITY HOSPITAL	LANCASTER	CA	52	3	3	1	3	1	2	1	1	100-199 beds	16	\$68,341	\$4,760	Below average
VALLEY PRESBYTERIAN HOSPITAL	VAN NUYS	CA	51	3	4	1	3	1	2	1	1	300-399 beds	7	\$76,789	\$4,253	Below average
ANTELOPE VALLEY HOSPITAL MED CENTER	LANCASTER	CA	50	3	3	2	3	1	1	1	1	300-399 beds	13	\$70,559	\$4,552	Below average
LOS ANGELES METROPOLITAN MEDICAL CTR	LOS ANGELES	CA	50	3	4	1	3	1	3	1	1	200-299 beds				Below average
HOLLYWOOD PRESBYTERIAN MEDICAL CENTER	LOS ANGELES	CA	50	3	3	1	2	1	3	1	1	400-499 beds	0	\$115,097	\$5,341	Below average
MARINA DEL REY HOSPITAL	MARINA DEL REY	CA	50	3	4	2	3	1	2	1	1	25-49 beds				Below average
SHERMAN OAKS HOSPITAL	SHERMAN OAKS	CA	50	3	3	1	2	1	3	1	1	100-199 beds				Below average
MISSION COMMUNITY HOSPITAL - PANORAMA	PANORAMA CITY	CA	49	2	2	1	2	1	3	1	1	100-199 beds	3	\$95,860	\$4,655	Below average
MONTEREY PARK HOSPITAL	MONTEREY PARK	CA	49	3	4	1	2	1	3	1	1	100-199 beds				Below average
CITY OF ANGELS MEDICAL CENTER	LOS ANGELES	CA	47	2	3	1	1	1	3	2	1	100-199 beds				Below average
PACIFIC ALLIANCE MEDICAL CENTER	LOS ANGELES	CA	47	2	3	1	2	1	3	1	1	100-199 beds	0	\$101,671	\$4,838	Below average
BEVERLY HOSPITAL	MONTEBELLO	CA	47	2	3	1	2	1	2	1	1	100-199 beds	3	\$92,560	\$5,556	Below average
PACIFICA HOSPITAL OF THE VALLEY	SUN VALLEY	CA	46	3	3	1	2	1	3	1	1	200-299 beds				Below average
GARFIELD MEDICAL CENTER	MONTEREY PARK	CA	46	3	3	1	3	1	3	1	1	200-299 beds				Below average
SAN GABRIEL VALLEY MEDICAL CENTER	SAN GABRIEL	CA	45	3	4	1	3	1	2	1	1	200-299 beds	1	\$93,367	\$4,576	Below average
GREATER EL MONTE COMMUNITY HOSPITAL	SOUTH EL MONTE	CA	45	2	3	1	2	1	3	1	1	100-199 beds				Below average
BELLFLOWER MEDICAL CENTER	BELLFLOWER	CA	45	2	4	1	2	1	3	1	1	100-199 beds				Below average
ALHAMBRA HOSPITAL AND MEDICAL CENTER	ALHAMBRA	CA	44	2	3	1	2	1	2	1	1	100-199 beds	0	\$120,756	\$5,890	Below average
WHITTIER HOSPITAL MEDICAL CENTER	WHITTIER	CA	42	3	3	1	2	1	3	1	1	100-199 beds				Below average
BROTMAN MEDICAL CENTER	CULVER CITY	CA	40	2	3	1	1	1	2	1	1	400-499 beds				Below average
EAST VALLEY HOSPITAL MEDICAL CENTER	GLENDORA	CA	36	2	2	1	2	1	1	1	1	100-199 beds				Below average
LOS ANGELES COMMUNITY HOSPITAL	LOS ANGELES	CA	25	1	1	1	1	1	1	1	1	100-199 beds				Below average

Consumer Health Reports

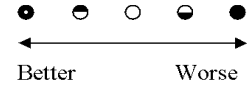
Patient Ratings August 2009



Hospital Name	City	State	Overall Score	Nurse Communication	Doctor Communication	Staff Attentiveness	Pain Management	Explain New Medicines	Room Clean	Room Quiet	Discharge	Hospital Size	Dartmouth Percentile Conservative	Dartmouth Total Medicare Spending	Dartmouth DME and copay cost	Compared to national Patient Rating average	
SUTTER ROSEVILLE MEDICAL CENTER	ROSEVILLE	CA	83	5	5	4	5	1	4	3	3	100-199 beds	71	\$51,040	\$3,376	Above average	
SUTTER DAVIS HOSPITAL	DAVIS	CA	78	5	5	3	4	2	4	3	3	25-49 beds				Above average	
MEMORIAL HOSPITAL MEDICAL CENTER	MODESTO	CA	75	5	4	4	4	2	4	2	2	400-499 beds	46	\$55,488	\$3,100		
SUTTER TRACY COMMUNITY HOSPITAL	TRACY	CA	75	5	5	3	5	1	4	3	2	50-99 beds	62	\$46,725	\$2,536		
SUTTER AMADOR HOSPITAL	JACKSON	CA	74	5	5	4	4	1	5	3	1	50-99 beds	92	\$44,830	\$2,639		
MERCY GENERAL HOSPITAL	SACRAMENTO	CA	73	4	4	3	5	1	4	2	2	300-399 beds	81	\$48,937	\$2,721		
DOCTORS MEDICAL CENTER	MODESTO	CA	73	5	5	3	5	1	3	2	2	400-499 beds	59	\$75,272	\$3,003		
SUTTER GENERAL HOSPITAL	SACRAMENTO	CA	73	5	5	3	5	1	4	2	2	500 or more beds	70	\$54,086	\$3,186		
SUTTER AUBURN FAITH HOSPITAL	AUBURN	CA	73	5	5	4	4	1	4	3	2	50-99 beds	94	\$46,552	\$2,354		
WOODLAND MEMORIAL HOSPITAL	WOODLAND	CA	71	5	5	3	4	3	4	3	2	100-199 beds	99	\$44,288	\$2,046		
MERCY HOSPITAL OF FOLSOM	FOLSOM	CA	70	5	4	3	4	1	4	1	1	50-99 beds	92	\$53,047	\$2,934		
SIERRA NEVADA MEMORIAL HOSPITAL	GRASS VALLEY	CA	68	5	4	4	4	1	4	3	2	100-199 beds	89	\$47,120	\$2,539		
DOCTORS HOSPITAL OF MANTECA	MANTECA	CA	68	4	5	4	5	1	3	2	2	50-99 beds	51	\$61,938	\$2,535		
UNIV OF CALIFORNIA DAVIS MED CENTER	SACRAMENTO	CA	68	4	4	2	4	1	2	1	3	500 or more beds	Teaching	73	\$70,139	\$2,687	
OAK VALLEY DISTRICT HOSPITAL	OAKDALE	CA	67	4	4	3	4	1	5	2	1	100-199 beds					
ST JOSEPHS MED CENTER OF STOCKTON	STOCKTON	CA	67	4	4	3	4	1	3	1	1	200-299 beds	67	\$52,014	\$3,369		
MARK TWAIN ST JOSEPH'S HOSPITAL	SAN ANDREAS	CA	67	5	5	4	5	1	5	3	1	25-49 beds	91	\$50,703	\$3,012		
MARSHALL MEDICAL CENTER (1-RH)	PLACERVILLE	CA	66	5	5	4	4	2	4	2	2	100-199 beds	84	\$47,705	\$2,964		
LODI MEMORIAL HOSPITAL	LODI	CA	62	4	5	3	4	1	3	1	2	100-199 beds	86	\$43,466	\$2,660		
BARTON MEMORIAL HOSPITAL	SOUTH LAKE TAHOE	CA	61	4	5	3	4	1	3	3	2	100-199 beds	84	\$43,326	\$2,981		
KAISER FOUNDATION HOSP SO SACRAMENTO	SACRAMENTO	CA	61	4	4	3	4	1	3	1	2	100-199 beds					
MERCY SAN JUAN MEDICAL CENTER	CARMICHAEL	CA	60	4	4	2	4	1	3	1	1	200-299 beds	83	\$49,861	\$2,859		
KAISER FOUNDATION HOSPITAL MANTECA	MANTECA	CA	60	4	4	3	4	1	4	1	1	50-99 beds					
METHODIST HOSPITAL OF SACRAMENTO	SACRAMENTO	CA	59	4	4	2	4	1	3	2	1	300-399 beds	79	\$52,296	\$2,305		
SAN JOAQUIN GENERAL HOSPITAL	FRENCH CAMP	CA	59	4	4	1	3	1	3	1	1	100-199 beds					
COLUSA REGIONAL MEDICAL CENTER	COLUSA	CA	58	5	5	4	4	1	4	3	1	25-49 beds					
KAISER FOUNDATION HOSPITAL - SACRAMENTO/ROSEVILLE	SACRAMENTO	CA	57	4	4	3	4	1	3	1	1	400-499 beds					
EMANUEL MEDICAL CENTER INC	TURLOCK	CA	55	4	4	2	4	1	4	1	1	300-399 beds	73	\$48,297	\$2,481		
RIDEOUT MEMORIAL HOSPITAL	MARYSVILLE	CA	53	4	4	3	4	1	3	1	1	200-299 beds	65	\$45,280	\$2,957	Below average	
SONORA REGIONAL MEDICAL CENTER	SONORA	CA	52	3	4	2	4	1	2	2	1	100-199 beds	98	\$44,101	\$2,458	Below average	
DAMERON HOSPITAL	STOCKTON	CA	48	4	4	1	3	1	3	1	1	100-199 beds	62	\$48,039	\$2,684	Below average	
MERCY MEDICAL CENTER MERCED	MERCED	CA	46	4	4	2	3	1	3	1	2	100-199 beds	55	\$55,926	\$3,804	Below average	

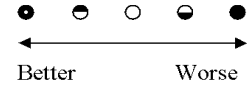
Consumer Health Reports

Patient Ratings August 2009



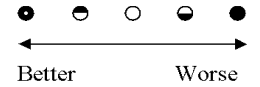
San Francisco/San Jose/Alameda County, CA																	
Hospital Name	City	State	Overall Score	Nurse Communication	Doctor Communication	Staff Attentiveness	Pain Management	Explain New Medicines	Room Clean	Room Quiet	Discharge	Hospital Size	Teaching	Dartmouth Percentile Conservative	Dartmouth Total Medicare Spending	Dartmouth DME and copay cost	Compared to national Patient Rating average
UCSF MEDICAL CENTER	SAN FRANCISCO	CA	77	5	4	3	4	2	4	3	3	500 or more beds	Teaching	62	\$78,046	\$3,102	Above average
NOVATO COMMUNITY HOSPITAL	NOVATO	CA	76	5	5	3	4	1	4	3	2	6-24 beds		77	\$54,680	\$2,721	Above average
PACIFIC CAMPUS HOSPITAL	SAN FRANCISCO	CA	75	4	5	3	4	1	3	1	1	500 or more beds	Teaching	40	\$69,031	\$3,612	
O'CONNOR HOSPITAL	SAN JOSE	CA	71	4	5	3	4	1	3	2	1	200-299 beds		29	\$67,803	\$3,638	
COMMUNITY HOSPITAL OF LOS GATOS	LOS GATOS	CA	71	5	5	4	5	1	3	3	2	50-99 beds		32	\$69,982	\$4,050	
VALLEYCARE MEDICAL CENTER	PLEASANTON	CA	70	4	4	3	4	1	4	2	1	100-199 beds		11	\$74,115	\$3,196	
KAISER FOUNDATION HOSPITAL-SANTA CLARA	SANTA CLARA	CA	69	4	5	3	4	1	4	3	1	200-299 beds					
EL CAMINO HOSPITAL	MOUNTAIN VIEW	CA	69	4	5	3	4	1	4	1	1	200-299 beds		62	\$59,364	\$3,485	
ALTA BATES SUMMIT MEDICAL CENTER--SUMMIT CAMPUS	OAKLAND	CA	68	4	4	2	4	1	3	2	1	400-499 beds		30	\$71,696	\$3,240	
SAINT FRANCIS MEMORIAL HOSPITAL	SAN FRANCISCO	CA	68	4	4	3	4	1	4	1	2	200-299 beds		19	\$65,887	\$2,989	
ALTA BATES SUMMIT MEDICAL CENTER - ALTA BATES CAMP	BERKELEY	CA	68	4	4	2	4	1	2	2	1	500 or more beds		25	\$70,069	\$3,073	
MARIN GENERAL HOSPITAL	GREENBRAE	CA	67	5	5	4	5	1	3	2	1	200-299 beds		70	\$60,806	\$3,303	
GOOD SAMARITAN HOSPITAL	SAN JOSE	CA	66	4	4	2	4	1	3	1	1	300-399 beds		64	\$58,936	\$3,539	
SAINT LOUISE REGIONAL HOSPITAL	GILROY	CA	66	4	4	3	4	1	4	1	1	50-99 beds		73	\$62,758	\$3,335	
KAISER FOUNDATION HOSPITAL	SAN RAFAEL	CA	65	5	5	3	4	1	3	1	1	100-199 beds					
WASHINGTON HOSPITAL	FREMONT	CA	64	4	4	2	4	1	2	2	2	300-399 beds		23	\$70,477	\$3,513	
EDEN MEDICAL CENTER	CASTRO VALLEY	CA	63	4	4	2	4	1	4	2	1	300-399 beds		72	\$59,416	\$2,983	
KAISER FOUNDATION HOSPITAL - SAN FRANCISCO	SAN FRANCISCO	CA	63	4	4	3	4	1	3	2	1	200-299 beds					
SUTTER SOLANO MEDICAL CENTER	VALLEJO	CA	62	5	5	2	4	1	4	2	2	100-199 beds		60	\$62,134	\$2,710	
ST MARY'S MEDICAL CENTER	SAN FRANCISCO	CA	62	4	4	2	3	1	4	1	1	200-299 beds		20	\$73,023	\$3,094	
ST LUKE'S HOSPITAL	SAN FRANCISCO	CA	62	4	4	2	4	1	3	2	1	200-299 beds		34	\$71,749	\$2,853	
KAISER FOUNDATION HOSPITAL VALLEJO	VALLEJO	CA	60	4	5	3	4	1	3	1	1	200-299 beds					
SANTA CLARA VALLEY MEDICAL CENTER	SAN JOSE	CA	59	4	4	3	4	1	3	1	1	500 or more beds		87	\$67,514	\$2,178	
ALAMEDA HOSPITAL	ALAMEDA	CA	58	4	4	2	4	1	3	1	1	100-199 beds		72	\$56,901	\$2,561	
KAISER FOUNDATION HOSPITAL-SAN JOSE	SAN JOSE	CA	58	4	5	2	4	1	3	1	1	200-299 beds					
SAN FRANCISCO GENERAL HOSPITAL	SAN FRANCISCO	CA	57	4	4	2	3	1	3	1	2	500 or more beds	Teaching	70	\$65,603	\$2,033	
ST ROSE HOSPITAL	HAYWARD	CA	52	3	4	1	3	1	2	1	1	100-199 beds		16	\$82,873	\$3,537	Below average
KAISER FOUNDATION HOSPITAL FREMONT/HAYWARD	HAYWARD	CA	52	3	4	1	3	1	3	1	1	200-299 beds					Below average
KAISER FOUNDATION HOSPITAL OAKLAND/RICHMOND	OAKLAND	CA	49	3	4	1	3	1	2	1	1	300-399 beds	Teaching				Below average
HAZEL HAWKINS MEMORIAL HOSPITAL	HOLLISTER	CA	46	4	4	2	4	1	3	1	1	100-199 beds					Below average
REGIONAL MEDICAL CENTER OF SAN JOSE	SAN JOSE	CA	44	3	3	1	3	1	3	1	1	100-199 beds		17	\$81,149	\$3,442	Below average
DOCTORS MEDICAL CENTER-SAN PABLO	SAN PABLO	CA	42	3	3	1	3	1	2	1	1	100-199 beds		47	\$65,847	\$2,818	Below average
CHINESE HOSPITAL	SAN FRANCISCO	CA	35	3	3	2	1	1	3	1	1	50-99 beds		14	\$60,223	\$2,678	Below average

Consumer Reports Health
Patient Ratings August 2009



Hospital Name	City	State	Overall Score	Nurse Communication	Doctor Communication	Staff Attentiveness	Pain Management	Explain New Medicines	Room Clean	Room Quiet	Discharge	Hospital Size	Dartmouth Percentile Conservative	Dartmouth Total Medicare Spending	Dartmouth DME and copay cost	Compared to national Patient Rating average	
ST ANTHONY SUMMIT MEDICAL CENTER	FRISCO	CO	81	5	5	5	4	3	4	5	3	6-24 beds				Above average	
ASPEN VALLEY HOSPITAL	ASPEN	CO	78	5	5	4	4	3	5	4	3	25-49 beds				Above average	
YAMPA VALLEY MEDICAL CENTER	STEAMBOAT SPRINGS	CO	76	5	5	4	5	3	4	4	3	50-99 beds				Above average	
VAIL VALLEY MEDICAL CENTER	VAIL	CO	75	5	5	4	4	2	5	4	2	50-99 beds					
PARKER ADVENTIST HOSPITAL	PARKER	CO	75	4	5	3	4	1	4	4	3	6-24 beds					
SKY RIDGE MEDICAL CENTER	LONE TREE	CO	74	5	4	3	4	1	3	4	2	100-199 beds					
OGALLALA COMMUNITY HOSPITAL	OGALLALA	NE	73	4	5	3	4	2	5	4	2	6-24 beds					
UNIVERSITY OF COLORADO HOSPITAL ANSCHUTZ INPATIENT	AURORA	CO	71	4	4	3	4	1	3	4	1	400-499 beds	Teaching	85	\$56,815	\$2,416	
CENTURA HEALTH-LITTLETON ADVENTIST HOSPITAL	LITTLETON	CO	69	4	4	3	4	1	3	3	2	100-199 beds					
ROSE MEDICAL CENTER	DENVER	CO	68	4	4	3	4	1	4	3	1	200-299 beds		62	\$55,364	\$2,830	
EXEMPLA LUTHERAN MEDICAL CENTER	WHEAT RIDGE	CO	67	5	4	3	4	1	3	3	2	500 or more beds		85	\$48,340	\$2,826	
EXEMPLA SAINT JOSEPH HOSPITAL	DENVER	CO	67	5	5	3	4	2	4	2	3	400-499 beds		89	\$45,157	\$2,618	
PLATTE VALLEY MEDICAL CENTER	BRIGHTON	CO	66	4	5	3	4	1	5	4	1	50-99 beds					
CENTURA HEALTH-PORTER ADVENTIST HOSPITAL	DENVER	CO	65	4	5	3	4	1	3	3	3	200-299 beds		48	\$52,245	\$3,268	
PRESBYTERIAN/ST LUKE'S MEDICAL CENTER	DENVER	CO	65	4	4	3	4	1	3	3	2	400-499 beds		60	\$59,390	\$3,063	
COMMUNITY HOSPITAL	MCCOOK	NE	64	5	5	5	4	1	4	3	1	25-49 beds					
BOX BUTTE GENERAL HOSPITAL	ALLIANCE	NE	64	5	5	4	4	1	5	3	1	25-49 beds					
DENVER HEALTH MEDICAL CENTER	DENVER	CO	63	4	4	3	4	1	2	3	1	300-399 beds					
CENTURA HEALTH-ST ANTHONY CENTRAL HOSPITAL	DENVER	CO	62	4	5	3	4	1	3	3	2	200-299 beds		75	\$49,714	\$2,693	
SWEDISH MEDICAL CENTER	ENGLEWOOD	CO	62	4	4	3	4	1	3	3	1	300-399 beds		63	\$52,295	\$3,411	
REGIONAL WEST MED CENTER	SCOTTSBLUFF	NE	62	5	5	4	5	2	4	3	2	50-99 beds		94	\$36,749	\$2,237	
CENTURA HEALTH-ST ANTHONY NORTH HOSPITAL	WESTMINSTER	CO	60	4	4	2	4	1	3	3	2	100-199 beds		78	\$51,266	\$2,901	
NORTH SUBURBAN MEDICAL CENTER	THORNTON	CO	56	4	4	2	4	1	4	2	2	100-199 beds		49	\$55,755	\$2,993	
MEDICAL CENTER OF AURORA, THE	AURORA	CO	53	4	4	3	4	1	3	1	1	300-399 beds		67	\$53,443	\$2,918	Below average

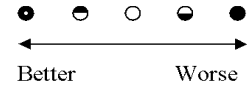
Consumer Reports Health
Patient Ratings August 2009



Washington, DC																	
Hospital Name	City	State	Overall Score	Nurse Communication	Doctor Communication	Staff Attentiveness	Pain Management	Explain New Medicines	Room Clean	Room Quiet	Discharge	Hospital Size	Teaching	Dartmouth Percentile Conservative	Dartmouth Total Medicare Spending	Dartmouth DME and copay cost	Compared to national Patient Rating average
GEORGETOWN UNIVERSITY HOSPITAL	WASHINGTON	DC	71	5	5	4	4	2	3	2	3	300-399 beds	Teaching	24	\$68,078	\$3,526	
PROVIDENCE HOSPITAL	WASHINGTON	DC	65	3	4	1	3	1	3	3	1	500 or more beds		11	\$65,979	\$3,420	
WASHINGTON HOSPITAL CENTER	WASHINGTON	DC	65	4	4	1	2	1	2	2	1	500 or more beds	Teaching	24	\$63,595	\$3,404	
SIBLEY MEMORIAL HOSPITAL	WASHINGTON	DC	64	4	5	2	4	1	3	1	1	200-299 beds		20	\$55,706	\$3,840	
GEORGE WASHINGTON UNIV HOSPITAL	WASHINGTON	DC	59	3	4	1	3	1	2	2	1	300-399 beds	Teaching	26	\$69,274	\$4,407	
HOWARD UNIVERSITY HOSPITAL	WASHINGTON	DC	47	2	3	1	2	1	1	3	1	300-399 beds	Teaching	16	\$66,947	\$2,460	Below average

Consumer Reports Health

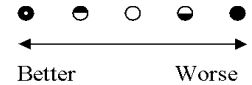
Patient Ratings August 2009



Miami/Ft. Lauderdale, FL (1 of 2)																	
Hospital Name	City	State	Overall Score	Nurse Communication	Doctor Communication	Staff Attentiveness	Pain Management	Explain New Medicines	Room Clean	Room Quiet	Discharge	Hospital Size	Dartmouth Percentile Conservative	Dartmouth Total Medicare Spending	Dartmouth DME and copay cost	Compared to national Patient Rating average	
MARINERS HOSPITAL	TAVERNIER	FL	82	5	5	5	5	3	5	5	2	25-49 beds				Above average	
MEMORIAL HOSPITAL MIRAMAR	MIRAMAR	FL	82	5	5	3	5	1	4	4	1	100-199 beds				Above average	
HOMESTEAD HOSPITAL	HOMESTEAD	FL	80	5	5	3	4	1	5	5	2	100-199 beds	16	\$70,302	\$4,427	Above average	
BAPTIST HOSPITAL OF MIAMI INC	MIAMI	FL	78	5	5	3	4	2	3	3	1	500 or more beds	6	\$73,383	\$5,416	Above average	
MEMORIAL HOSPITAL WEST	PEMBROKE PINES	FL	78	5	5	3	4	1	4	3	1	200-299 beds	14	\$66,947	\$4,427	Above average	
JUPITER MEDICAL CENTER	JUPITER	FL	76	4	5	3	4	1	3	3	2	200-299 beds	23	\$58,811	\$4,068		
SOUTH MIAMI HOSPITAL	MIAMI	FL	73	4	5	2	4	1	4	3	1	300-399 beds	5	\$70,810	\$5,043		
DOCTORS HOSPITAL	CORAL GABLES	FL	73	5	5	4	4	1	4	3	1	100-199 beds					
MARTIN MEMORIAL MEDICAL CENTER	STUART	FL	70	4	5	3	4	1	4	2	2	300-399 beds	29	\$57,899	\$4,531		
MEMORIAL REGIONAL HOSPITAL	HOLLYWOOD	FL	70	4	4	3	4	1	4	2	1	500 or more beds	13	\$65,315	\$4,340		
IMPERIAL POINT MEDICAL CENTER	FORT LAUDERDALE	FL	69	4	4	1	3	1	4	3	1	100-199 beds	14	\$58,716	\$3,571		
GOOD SAMARITAN MEDICAL CENTER	WEST PALM BEACH	FL	69	4	5	2	3	1	2	4	1	100-199 beds	33	\$64,580	\$4,535		
BOCA RATON COMMUNITY HOSPITAL INC	BOCA RATON	FL	69	4	5	2	4	1	3	2	1	300-399 beds	8	\$67,401	\$5,051		
HOLY CROSS HOSPITAL	FORT LAUDERDALE	FL	67	3	4	2	4	1	3	1	1	400-499 beds	8	\$63,694	\$3,883		
FISHERMEN'S HOSPITAL	MARATHON	FL	66	4	4	4	5	1	5	4	1	25-49 beds					
MEMORIAL HOSPITAL PEMBROKE	PEMBROKE PINES	FL	66	4	4	2	4	1	4	3	2	100-199 beds	7	\$70,148	\$4,468		
CLEVELAND CLINIC FLORIDA HEALTH SYSTEM NONPROFIT C	WESTON	FL	65	2	4	1	3	1	2	3	1	100-199 beds					
BETHESDA MEMORIAL HOSPITAL	BOYNTON BEACH	FL	64	4	4	1	3	1	1	2	1	300-399 beds	15	\$63,723	\$4,962		
BROWARD GENERAL MEDICAL CENTER	FORT LAUDERDALE	FL	64	3	4	1	3	1	4	3	1	500 or more beds	7	\$66,314	\$4,353		
ST MARY'S MEDICAL CENTER	WEST PALM BEACH	FL	62	4	4	2	4	1	1	2	1	400-499 beds	17	\$64,962	\$3,572		
PALM BEACH GARDENS MEDICAL CENTER	PALM BEACH GARDEN	FL	62	4	5	2	3	1	2	2	1	100-199 beds	16	\$60,653	\$3,789		
NORTH SHORE MEDICAL CENTER	MIAMI	FL	61	3	4	1	2	1	2	2	1	300-399 beds	3	\$79,071	\$5,133		
HIALEAH HOSPITAL	HIALEAH	FL	61	3	4	3	4	1	3	3	1	300-399 beds	1	\$89,732	\$6,172		
JACKSON HEALTH SYSTEM	MIAMI	FL	60	4	5	2	3	1	3	2	1	500 or more beds	Teaching	12	\$81,695	\$4,950	
MERCY HOSPITAL INC	MIAMI	FL	60	3	4	1	3	1	3	2	1	300-399 beds	4	\$82,478	\$5,635		
CORAL GABLES HOSPITAL	CORAL GABLES	FL	60	4	5	2	3	1	2	2	1	200-299 beds	3	\$88,007	\$5,528		
PALMETTO GENERAL HOSPITAL	HIALEAH	FL	57	3	4	2	4	1	2	2	1	300-399 beds	4	\$84,330	\$5,730		
METROPOLITAN HOSPITAL OF MIAMI	MIAMI	FL	56	4	4	2	4	1	4	2	1	100-199 beds	2	\$88,094	\$6,201		
WESTCHESTER GENERAL HOSPITAL	MIAMI	FL	56	4	5	2	5	2	5	4	2	100-199 beds	1	\$107,857	\$6,661		
NORTH BROWARD MEDICAL CENTER	POMPANO BEACH	FL	55	3	3	1	2	1	3	2	1	300-399 beds	14	\$62,181	\$3,594		
PALMS WEST HOSPITAL	LOXAHATCHEE	FL	54	3	3	1	3	1	2	1	1	100-199 beds	31	\$57,455	\$3,684		
WEST BOCA MEDICAL CENTER	BOCA RATON	FL	54	3	4	1	3	1	1	2	1	100-199 beds	14	\$64,470	\$4,345		
ST LUCIE MEDICAL CENTER	PORT SAINT LUCIE	FL	53	3	3	1	3	1	3	1	2	100-199 beds	36	\$55,598	\$4,607	Below average	
MOUNT SINAI MEDICAL CENTER	MIAMI BEACH	FL	53	2	4	1	3	1	2	1	1	500 or more beds	Teaching	1	\$82,816	\$5,483	Below average
LARKIN COMMUNITY HOSPITAL	SOUTH MIAMI	FL	53	4	5	2	4	3	4	3	2	100-199 beds	2	\$102,265	\$6,873	Below average	
CORAL SPRINGS MEDICAL CENTER	CORAL SPRINGS	FL	52	3	4	1	3	1	3	2	1	100-199 beds	19	\$61,509	\$4,156	Below average	



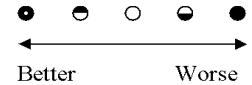
Patient Ratings August 2009



Hospital Name	City	State	Overall Score	Nurse Communication	Doctor Communication	Staff Attentiveness	Pain Management	Explain New Medicines	Room Clean	Room Quiet	Discharge	Hospital Size	Dartmouth Percentile Conservative	Dartmouth Total Medicare Spending	Dartmouth DME and copay cost	Compared to national Patient Rating average
AVENTURA HOSPITAL & MEDICAL CENTER	AVENTURA	FL	52	2	3	1	2	1	1	3	1	300-399 beds	2	\$75,487	\$5,173	Below average
GLADES GENERAL HOSPITAL	BELLE GLADE	FL	51	2	4	1	1	1	2	3	1	50-99 beds				Below average
UNIVERSITY OF MIAMI HOSPITAL	MIAMI	FL	51	2	4	1	2	1	2	2	1	500 or more beds	2	\$95,901	\$6,937	Below average
PALM SPRINGS GENERAL HOSPITAL	HIALEAH	FL	51	3	4	1	2	1	3	1	1	100-199 beds	1	\$86,165	\$6,068	Below average
DELRAY MEDICAL CENTER	DELRAY BEACH	FL	50	3	4	1	2	1	1	1	1	400-499 beds	7	\$66,866	\$5,060	Below average
FLORIDA MEDICAL CENTER	LAUDERDALE LAKES	FL	49	2	3	1	2	1	1	1	1	400-499 beds	6	\$69,096	\$4,398	Below average
PLANTATION GENERAL HOSPITAL	PLANTATION	FL	48	2	4	1	2	1	3	2	1	200-299 beds				Below average
LOWER KEYS MEDICAL CENTER	KEY WEST	FL	47	3	4	2	3	1	3	2	1	100-199 beds	35	\$62,266	\$3,791	Below average
COLUMBIA HOSPITAL	WEST PALM BEACH	FL	47	2	3	1	2	1	2	2	1	200-299 beds	33	\$64,872	\$3,754	Below average
NORTHWEST MEDICAL CENTER	MARGATE	FL	45	2	3	1	2	1	2	1	1	200-299 beds	9	\$66,243	\$4,715	Below average
WESTSIDE REGIONAL MEDICAL CENTER	PLANTATION	FL	45	2	4	1	2	1	2	1	1	200-299 beds	9	\$64,590	\$4,545	Below average
JFK MEDICAL CENTER	ATLANTIS	FL	44	2	3	1	3	1	1	1	1	400-499 beds	17	\$60,867	\$4,200	Below average
UNIVERSITY HOSPITAL & MEDICAL CENTER	TAMARAC	FL	44	1	3	1	2	1	2	1	1	200-299 beds	8	\$69,897	\$5,254	Below average
WELLINGTON REGIONAL MEDICAL CENTER	WELLINGTON	FL	43	2	3	1	2	1	1	1	1	100-199 beds	28	\$60,274	\$4,073	Below average
KENDALL MEDICAL CENTER	MIAMI	FL	39	1	3	1	1	1	1	1	1	300-399 beds	4	\$84,067	\$5,880	Below average

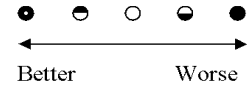
Consumer Reports Health

Patient Ratings August 2009



Hospital Name	City	State	Overall Score	Nurse Communication	Doctor Communication	Staff Attentiveness	Pain Management	Explain New Medicines	Room Clean	Room Quiet	Discharge	Hospital Size	Dartmouth Percentile Conservative	Dartmouth Total Medicare Spending	Dartmouth DME and copay cost	Compared to national Patient Rating average
CAPE CANAVERAL HOSPITAL	COCOA BEACH	FL	75	5	4	3	4	2	4	3	3	100-199 beds	50	\$47,556	\$3,380	
INDIAN RIVER MEMORIAL HOSPITAL INC	VERO BEACH	FL	71	4	5	3	4	1	3	2	2	200-299 beds	37	\$52,538	\$4,085	
PARRISH MEDICAL CENTER	TITUSVILLE	FL	70	5	5	4	5	1	3	3	1	200-299 beds	46	\$51,025	\$3,644	
ORLANDO REGIONAL HEALTHCARE	ORLANDO	FL	69	4	4	3	4	1	4	3	1	500 or more beds	Teaching 23	\$57,037	\$3,744	
VILLAGES REGIONAL HOSPITAL THE	THE VILLAGES	FL	68	5	4	4	4	1	4	3	1	50-99 beds	74	\$49,017	\$4,083	
SOUTH LAKE HOSPITAL	CLERMONT	FL	65	4	4	3	4	1	4	3	1	100-199 beds	32	\$49,713	\$3,452	
LEESBURG REGIONAL MEDICAL CENTER	LEESBURG	FL	65	5	4	3	4	1	3	2	1	400-499 beds	65	\$47,664	\$3,541	
HOLMES REGIONAL MEDICAL CENTER	MELBOURNE	FL	64	4	4	3	4	1	3	2	2	500 or more beds	34	\$52,790	\$3,672	
WINTER HAVEN HOSPITAL	WINTER HAVEN	FL	64	4	4	3	4	1	3	2	2	500 or more beds	56	\$48,415	\$3,298	
WUESTHOFF MEDICAL CENTER - MELBOURNE	MELBOURNE	FL	64	4	4	2	4	1	3	3	1	100-199 beds				
FLORIDA HOSPITAL WATERMAN	TAVARES	FL	60	4	4	3	4	1	3	2	2	100-199 beds	66	\$48,886	\$3,372	
FLORIDA HOSPITAL ORMOND BEACH	ORMOND BEACH	FL	60	4	4	2	4	1	3	2	2	300-399 beds	35	\$51,329	\$2,994	
FLORIDA HOSPITAL HEARTLAND MEDICAL CENTER	SEBRING	FL	60	3	4	1	2	1	4	4	2	200-299 beds	31	\$51,418	\$3,507	
BERT FISH MEDICAL CENTER	NEW SMYRNA BEACH	FL	60	4	5	3	4	1	3	3	1	100-199 beds	63	\$43,047	\$2,861	
SEBASTIAN RIVER MEDICAL CENTER	SEBASTIAN	FL	59	4	5	2	4	1	3	1	2	100-199 beds	23	\$57,228	\$4,618	
LAKE WALES MEDICAL CENTER	LAKE WALES	FL	56	3	4	2	3	1	2	1	1	100-199 beds	63	\$43,577	\$2,793	
HALIFAX HEALTH MEDICAL CENTER	DAYTONA BEACH	FL	55	4	4	1	3	1	2	1	1	500 or more beds	56	\$44,462	\$2,538	
FLORIDA HOSPITAL	ORLANDO	FL	55	3	3	1	3	1	2	2	1	500 or more beds	16	\$59,747	\$3,965	
FLORIDA HOSPITAL FLAGLER	PALM COAST	FL	54	3	4	1	4	1	2	1	2	50-99 beds	81	\$49,566	\$3,640	
OSCEOLA REGIONAL MEDICAL CENTER	KISSIMMEE	FL	53	3	4	1	3	1	3	2	1	200-299 beds	18	\$57,468	\$3,771	Below average
CENTRAL FLORIDA REGIONAL HOSPITAL	SANFORD	FL	53	4	4	1	3	1	2	1	1	200-299 beds	27	\$50,098	\$3,896	Below average
HEALTH CENTRAL	OCOE	FL	52	3	4	1	3	1	3	3	1	300-399 beds	15	\$57,071	\$3,473	Below average
WUESTHOFF MEDICAL CENTER ROCKLEDGE	ROCKLEDGE	FL	50	3	4	1	3	1	1	2	1	200-299 beds	21	\$54,900	\$3,722	Below average
FLORIDA HOSPITAL DELAND	DELAND	FL	50	3	4	2	3	1	3	1	1	100-199 beds	52	\$47,273	\$3,332	Below average
ST CLOUD REGIONAL MEDICAL CENTER	SAINT CLOUD	FL	50	3	3	1	3	1	3	1	1	50-99 beds				Below average
HIGHLANDS REGIONAL MEDICAL CENTER	SEBRING	FL	49	4	4	2	3	1	2	1	1	100-199 beds	25	\$51,553	\$3,652	Below average
FLORIDA HOSPITAL FISH MEMORIAL	ORANGE CITY	FL	48	3	3	1	3	1	3	1	1	100-199 beds	31	\$50,611	\$4,207	Below average
LAWNWOOD REGIONAL MEDICAL CENTER	FORT PIERCE	FL	48	2	4	1	2	1	1	1	1	300-399 beds	12	\$61,740	\$4,305	Below average
HEART OF FLORIDA REGIONAL MEDICAL CENTER	DAVENPORT	FL	46	3	3	1	3	1	3	1	1	100-199 beds	29	\$51,199	\$3,627	Below average
RAULERSON HOSPITAL	OOKEECHOBEE	FL	46	4	4	2	3	1	2	1	1	100-199 beds	14	\$57,845	\$4,296	Below average

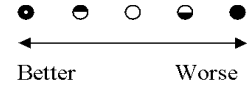
Consumer Reports Health
Patient Ratings August 2009



Hospital Name	City	State	Overall Score	Nurse Communication	Doctor Communication	Staff Attentiveness	Pain Management	Explain New Medicines	Room Clean	Room Quiet	Discharge	Hospital Size	Dartmouth Percentile Conservative	Dartmouth Total Medicare Spending	Dartmouth DME and copay cost	Compared to national Patient Rating average
SARASOTA MEMORIAL HOSPITAL	SARASOTA	FL	71	5	5	4	4	1	3	2	1	500 or more beds	44	\$56,138	\$4,263	
DOCTORS HOSPITAL OF SARASOTA	SARASOTA	FL	69	4	4	2	4	1	3	3	3	100-199 beds	41	\$52,823	\$3,509	
ST JOSEPH'S HOSPITAL	TAMPA	FL	68	4	4	2	4	1	3	2	1	500 or more beds	11	\$58,521	\$3,994	
ST ANTHONY'S HOSPITAL	SAINT PETERSBURG	FL	66	4	4	2	3	1	4	2	1	300-399 beds	24	\$57,400	\$4,645	
DESOTO MEMORIAL HOSPITAL	ARCADIA	FL	65	5	5	3	3	1	3	3	2	25-49 beds	76	\$44,857	\$2,486	
VENICE REGIONAL MEDICAL CENTER	VENICE	FL	65	4	5	3	5	1	3	1	1	300-399 beds	79	\$48,727	\$3,883	
UNIVERSITY COMMUNITY HOSPITAL AT CARROLLWOOD	TAMPA	FL	65	4	4	2	3	1	3	3	2	50-99 beds	31	\$51,303	\$2,782	
PASCO REGIONAL MEDICAL CENTER	DADE CITY	FL	63	4	4	3	3	1	3	3	1	50-99 beds	75	\$49,136	\$3,098	
BAYFRONT MEDICAL CENTER INC	SAINT PETERSBURG	FL	61	4	4	3	4	1	2	2	1	300-399 beds	21	\$56,222	\$3,851	
TAMPA GENERAL HOSPITAL	TAMPA	FL	61	4	4	2	4	1	1	1	1	500 or more beds	Teaching	\$61,289	\$3,584	
EDWARD WHITE HOSPITAL	SAINT PETERSBURG	FL	58	3	3	1	3	1	2	1	1	100-199 beds	15	\$55,120	\$3,349	
UNIVERSITY COMMUNITY HOSPITAL	TAMPA	FL	58	4	5	2	4	1	3	2	2	300-399 beds	16	\$53,252	\$3,295	
ENGLEWOOD COMMUNITY HOSPITAL	ENGLEWOOD	FL	57	4	4	3	3	1	3	3	1	100-199 beds	67	\$47,561	\$3,471	
FLORIDA HOSPITAL ZEPHYRHILLS	ZEPHYRHILLS	FL	52	3	4	2	4	1	2	2	1	100-199 beds	65	\$47,959	\$3,185	Below average
PALMS OF PASADENA HOSPITAL	SAINT PETERSBURG	FL	51	3	4	1	3	1	1	2	1	300-399 beds	30	\$55,225	\$3,688	Below average
MEMORIAL HOSPITAL OF TAMPA	TAMPA	FL	51	3	4	1	2	1	3	2	1	100-199 beds	9	\$56,838	\$3,521	Below average
TOWN & COUNTRY HOSPITAL	TAMPA	FL	51	3	4	1	3	1	2	3	1	200-299 beds	33	\$52,572	\$3,334	Below average
ST PETERSBURG GENERAL HOSPITAL	SAINT PETERSBURG	FL	45	2	3	1	2	1	1	1	1	200-299 beds	24	\$54,288	\$3,738	Below average
BRANDON REGIONAL HOSPITAL	BRANDON	FL	40	3	3	1	3	1	1	1	1	300-399 beds	17	\$52,946	\$3,859	Below average
SOUTH BAY HOSPITAL	SUN CITY CENTER	FL	40	3	3	1	3	1	1	1	1	100-199 beds	25	\$50,043	\$3,282	Below average
NORTHSIDE HOSPITAL	SAINT PETERSBURG	FL	39	1	3	1	1	1	1	1	1	200-299 beds	11	\$58,745	\$3,717	Below average

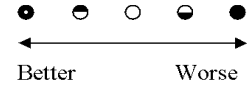
Consumer Health Reports

Patient Ratings August 2009



Atlanta, GA (1 of 2)																	
Hospital Name	City	State	Overall Score	Nurse Communication	Doctor Communication	Staff Attentiveness	Pain Management	Explain New Medicines	Room Clean	Room Quiet	Discharge	Hospital Size	Dartmouth Percentile Conservative	Dartmouth Total Medicare Spending	Dartmouth DME and copay cost	Compared to national Patient Rating average	
UNION GENERAL HOSPITAL	BLAIRSVILLE	GA	84	5	5	5	5	1	5	5	3	100-199 beds	84	\$37,308	\$2,193	Above average	
PIEDMONT HOSPITAL	ATLANTA	GA	81	5	5	4	5	1	4	3	2	400-499 beds	39	\$50,012	\$3,425	Above average	
ATHENS REGIONAL MEDICAL CENTER	ATHENS	GA	78	5	5	4	4	2	4	4	2	300-399 beds	67	\$41,495	\$2,883	Above average	
PIEDMONT MOUNTAINSIDE HOSPITAL INC	JASPER	GA	77	5	5	4	5	2	4	4	2	25-49 beds				Above average	
SAINT JOSEPH'S HOSPITAL OF ATLANTA, INC	ATLANTA	GA	75	4	5	2	4	1	2	3	2	400-499 beds	33	\$51,606	\$4,046		
NORTHSIDE HOSPITAL	ATLANTA	GA	75	5	5	3	4	1	4	3	1	500 or more beds	60	\$53,351	\$4,067		
PIEDMONT FAYETTE HOSPITAL	FAYETTEVILLE	GA	75	5	5	3	4	1	4	3	2	100-199 beds	82	\$47,153	\$3,557		
ST MARY'S HOSPITAL OF ATHENS	ATHENS	GA	74	4	5	3	4	1	3	4	2	100-199 beds	74	\$39,379	\$2,188		
NORTHSIDE HOSPITAL FORSYTH	CUMMING	GA	74	4	5	3	4	2	3	4	2	100-199 beds	58	\$45,288	\$2,896		
EMORY UNIVERSITY HOSPITAL	ATLANTA	GA	74	4	4	2	4	1	3	4	2	500 or more beds	Teaching	39	\$60,350	\$3,534	
TANNER MEDICAL CENTER VILLA RICA	VILLA RICA	GA	74	4	4	4	4	2	4	4	1	25-49 beds					
NORTHEAST GEORGIA MEDICAL CENTER	GAINESVILLE	GA	72	5	5	3	4	2	3	3	3	400-499 beds	76	\$41,704	\$2,931		
MURRAY MEDICAL CENTER	CHATSWORTH	GA	72	5	5	4	4	2	4	4	1	25-49 beds					
ATLANTA MEDICAL CENTER	ATLANTA	GA	70	4	5	3	4	2	2	3	2	400-499 beds	Teaching	36	\$62,811	\$3,423	
MURPHY MEDICAL CENTER INC	MURPHY	NC	70	5	5	5	4	2	3	3	2	100-199 beds		87	\$38,617	\$2,386	
NEWTON MEDICAL CENTER	COVINGTON	GA	69	4	4	4	4	1	3	4	1	50-99 beds		72	\$44,671	\$2,634	
EMORY UNIVERSITY HOSPITAL MIDTOWN	ATLANTA	GA	69	4	4	2	3	1	3	3	1	400-499 beds	Teaching	21	\$62,711	\$4,104	
FANNIN REGIONAL HOSPITAL	BLUE RIDGE	GA	69	4	5	4	4	1	4	3	3	50-99 beds		83	\$51,208	\$2,679	
NORTH FULTON REGIONAL HOSPITAL	ROSWELL	GA	69	5	5	3	5	1	2	3	2	100-199 beds		25	\$54,889	\$3,284	
TANNER MEDICAL CENTER - CARROLLTON	CARROLLTON	GA	68	5	5	4	4	1	4	4	2	100-199 beds		64	\$46,481	\$2,655	
HAMILTON MEDICAL CENTER	DALTON	GA	66	5	5	3	5	1	3	3	1	200-299 beds		62	\$41,706	\$2,991	
COBB MEMORIAL HOSPITAL	ROYSTON	GA	66	4	5	3	4	1	4	3	2	300-399 beds		87	\$30,449	\$1,584	
WELLSTAR COBB HOSPITAL	AUSTELL	GA	66	4	4	2	4	1	4	3	1	300-399 beds		33	\$50,969	\$3,614	
HART COUNTY HOSPITAL	HARTWELL	GA	66	5	5	5	4	3	4	4	2	100-199 beds		90	\$40,031	\$1,695	
ROCKDALE MEDICAL CENTER	CONYERS	GA	66	4	4	2	4	1	3	3	1	100-199 beds		66	\$46,789	\$3,245	
CHESTATEE REGIONAL HOSPITAL	DAHLONEGA	GA	65	4	5	3	3	1	2	4	1	25-49 beds					
WELLSTAR DOUGLAS HOSPITAL	DOUGLASVILLE	GA	64	4	4	3	4	1	4	3	1	50-99 beds		45	\$50,639	\$3,316	
STEPHENS COUNTY HOSPITAL	TOCCOA	GA	63	4	5	3	4	1	4	4	2	100-199 beds		79	\$39,978	\$1,968	
HABERSHAM COUNTY MEDICAL CTR	DEMOREST	GA	63	4	4	3	4	1	3	3	2	100-199 beds		81	\$40,599	\$2,257	
WELLSTAR PAULDING HOSPITAL	DALLAS	GA	63	4	4	3	4	1	5	4	1	200-299 beds					
DEKALB MEDICAL CENTER AT HILLANDALE	LITHONIA	GA	62	3	4	2	3	1	4	5	1	100-199 beds					
WEST GEORGIA MEDICAL CENTER	LAGRANGE	GA	62	4	5	3	4	1	3	3	1	400-499 beds		48	\$40,367	\$2,778	
WELLSTAR KENNESTONE HOSPITAL	MARIETTA	GA	62	4	4	3	4	1	4	2	1	500 or more beds		19	\$52,932	\$3,543	
HENRY MEDICAL CENTER, INC	STOCKBRIDGE	GA	62	3	4	1	3	1	2	3	1	200-299 beds		26	\$48,524	\$3,328	
EMORY EASTSIDE MEDICAL CENTER	SNELLVILLE	GA	61	4	4	2	4	1	2	2	1	200-299 beds		43	\$47,039	\$2,667	
SPALDING REGIONAL MEDICAL CENTER	GRIFFIN	GA	61	4	5	3	4	1	2	3	2	100-199 beds		63	\$49,863	\$2,969	

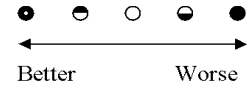
Consumer Reports Health
Patient Ratings August 2009



Atlanta, GA (2 of 2)																	
Hospital Name	City	State	Overall Score	Nurse Communication	Doctor Communication	Staff Attentiveness	Pain Management	Explain New Medicines	Room Clean	Room Quiet	Discharge	Hospital Size	Dartmouth Percentile Conservative	Dartmouth Total Medicare Spending	Dartmouth DME and copay cost	Compared to national Patient Rating average	
DEKALB MEDICAL CENTER	DECATUR	GA	61	4	4	1	3	1	2	3	1	400-499 beds	44	\$55,131	\$3,853		
SOUTH FULTON MEDICAL CENTER	EAST POINT	GA	59	3	5	1	3	1	2	3	1	200-299 beds	18	\$56,553	\$2,902		
NORTHSIDE HOSPITAL CHEROKEE	CANTON	GA	58	4	4	3	4	1	3	3	2	50-99 beds	84	\$44,466	\$2,696		
BJC MEDICAL CENTER	COMMERCE	GA	56	4	5	3	3	1	3	4	1	200-299 beds	85	\$33,698	\$1,770		
SOUTHERN REGIONAL MEDICAL CENTER	RIVERDALE	GA	56	4	4	2	4	1	3	3	2	300-399 beds	30	\$52,778	\$3,736		
GRADY MEMORIAL HOSPITAL	ATLANTA	GA	54	2	4	1	2	1	1	2	1	500 or more beds	Teaching	71	\$48,726	\$1,937	
EMORY-ADVENTIST HOSPITAL	SMYRNA	GA	52	2	3	1	2	1	2	2	2	50-99 beds	68	\$46,125	\$2,467	Below average	
NORTH GEORGIA MEDICAL CENTER	ELLIJAY	GA	52	4	4	3	4	1	2	3	1	100-199 beds				Below average	
WALTON REGIONAL MEDICAL CENTER	MONROE	GA	50	3	4	2	3	1	2	3	1	100-199 beds	81	\$42,934	\$2,229	Below average	
CARTERSVILLE MEDICAL CENTER	CARTERSVILLE	GA	48	3	4	1	3	1	2	3	1	50-99 beds	84	\$41,979	\$2,526	Below average	
ELBERT MEMORIAL HOSPITAL	ELBERTON	GA	41	4	5	2	3	1	1	2	1	50-99 beds	60	\$39,692	\$2,395	Below average	
BARROW REGIONAL MEDICAL CENTER	WINDER	GA	37	2	3	1	2	1	1	3	1	50-99 beds				Below average	

Consumer Reports Health

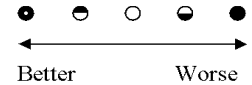
Patient Ratings August 2009



Hospital Name	City	State	Overall Score	Nurse Communication	Doctor Communication	Staff Attentiveness	Pain Management	Explain New Medicines	Room Clean	Room Quiet	Discharge	Hospital Size	Teaching	Dartmouth Percentile Conservative	Dartmouth Total Medicare Spending	Dartmouth DME and copay cost	Compared to national Patient Rating average
NORTHWESTERN MEMORIAL HOSPITAL	CHICAGO	IL	76	4	5	3	4	1	3	4	1	500 or more beds	Teaching	20	\$77,016	\$4,445	Above average
RUSH UNIVERSITY MEDICAL CENTER	CHICAGO	IL	74	5	5	3	4	1	3	3	2	500 or more beds	Teaching	8	\$82,075	\$3,966	
MERCY HOSPITAL AND MEDICAL CENTER	CHICAGO	IL	73	4	4	2	4	1	2	2	1	200-299 beds		13	\$66,891	\$3,419	
THE UNIVERSITY OF CHICAGO MEDICAL CENTER	CHICAGO	IL	71	4	5	2	4	1	3	2	2	500 or more beds	Teaching	59	\$69,134	\$3,016	
SAINT JOSEPH HOSPITAL	CHICAGO	IL	67	3	5	2	3	1	3	2	1	300-399 beds		4	\$77,279	\$4,030	
SAINT ANTHONY HOSPITAL	CHICAGO	IL	66	4	5	3	4	1	3	2	1	100-199 beds					
UNIVERSITY OF ILLINOIS HOSPITAL	CHICAGO	IL	65	3	5	2	4	1	2	3	2	400-499 beds	Teaching	22	\$91,134	\$3,176	
SWEDISH COVENANT HOSPITAL	CHICAGO	IL	63	4	5	3	4	1	3	1	1	300-399 beds		5	\$70,237	\$3,405	
ST MARY & ELIZABETH MED CTR-DIVISION CAMPUS	CHICAGO	IL	60	3	5	1	3	1	3	3	1	300-399 beds		3	\$74,682	\$3,501	
THSC LLC NEUROLOGIC AND ORTHOPEDIC INST OF CHGO	CHICAGO	IL	60	3	4	2	4	1	2	3	2	50-99 beds					
ADVOCATE ILLINOIS MASONIC MEDICAL CENTER	CHICAGO	IL	59	4	4	2	4	1	3	1	1	300-399 beds	Teaching	12	\$71,622	\$3,082	
JOHN H STROGER JR HOSPITAL	CHICAGO	IL	57	3	5	1	3	1	1	2	1	400-499 beds	Teaching	77	\$49,188	\$1,370	
VHS ACQUISTION DBA LOUIS A WEISS MEMORIAL HOSPITAL	CHICAGO	IL	56	4	4	2	4	1	3	3	1	100-199 beds		11	\$76,053	\$3,354	
RESURRECTION MEDICAL CENTER	CHICAGO	IL	56	4	5	3	4	1	2	1	1	400-499 beds		4	\$65,246	\$3,936	
OUR LADY OF THE RESURRECTION MED CTR	CHICAGO	IL	55	3	4	2	3	1	2	1	1	200-299 beds		3	\$68,139	\$3,933	
THOREK MEMORIAL HOSPITAL	CHICAGO	IL	52	2	3	1	2	1	3	2	1	100-199 beds					Below average
MT SINAI HOSPITAL MEDICAL CENTER	CHICAGO	IL	51	2	4	1	3	1	1	2	1	200-299 beds	Teaching	14	\$79,978	\$3,449	Below average
SACRED HEART HOSPITAL	CHICAGO	IL	50	2	3	1	2	1	2	2	1	50-99 beds					Below average
PROVIDENT HOSPITAL OF CHICAGO	CHICAGO	IL	49	3	4	1	3	1	2	3	1	100-199 beds					Below average
ADVOCATE TRINITY HOSPITAL	CHICAGO	IL	45	3	4	1	3	1	3	2	1	100-199 beds		8	\$68,247	\$3,862	Below average
NORWEGIAN-AMERICAN HOSPITAL	CHICAGO	IL	45	2	3	1	2	1	1	1	1	200-299 beds					Below average
HOLY CROSS HOSPITAL	CHICAGO	IL	42	3	3	1	2	1	2	2	1	200-299 beds		13	\$61,265	\$3,109	Below average
ST BERNARD HOSPITAL	CHICAGO	IL	41	2	3	1	1	1	3	2	1	100-199 beds					Below average
SOUTH SHORE HOSPITAL	CHICAGO	IL	38	2	3	1	1	1	2	1	1	100-199 beds		11	\$75,437	\$3,720	Below average
ROSELAND COMMUNITY HOSPITAL	CHICAGO	IL	37	2	3	1	2	1	3	2	1	100-199 beds					Below average
LORETTO HOSPITAL	CHICAGO	IL	33	1	2	1	1	1	1	1	1	100-199 beds					Below average
JACKSON PARK HOSPITAL	CHICAGO	IL	27	1	1	1	1	1	1	1	1	100-199 beds					Below average

Consumer Health Reports

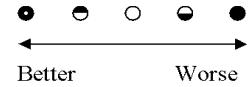
Patient Ratings August 2009



Hospital Name	City	State	Overall Score	Nurse Communication	Doctor Communication	Staff Attentiveness	Pain Management	Explain New Medicines	Room Clean	Room Quiet	Discharge	Hospital Size	Dartmouth Percentile Conservative	Dartmouth Total Medicare Spending	Dartmouth DME and copay cost	Compared to national Patient Rating average	
ST VINCENT HEART CENTER OF INDIANA LLC	INDIANAPOLIS	IN	90	5	5	5	5	2	4	4	3	50-99 beds				Above average	
INDIANA ORTHOPAEDIC HOSPITAL LLC	INDIANAPOLIS	IN	87	5	5	5	4	2	4	5	4	25-49 beds				Above average	
INDIANA HEART HOSPITAL, THE	INDIANAPOLIS	IN	84	5	5	4	5	1	4	4	2	50-99 beds				Above average	
CLARIAN NORTH MEDICAL CENTER	CARMEL	IN	81	5	5	3	4	1	4	4	1	100-199 beds				Above average	
ST VINCENT CARMEL HOSPITAL INC	CARMEL	IN	81	5	5	4	5	1	4	4	2	100-199 beds				Above average	
HENDRICKS REGIONAL HEALTH	DANVILLE	IN	80	5	5	4	5	1	5	4	3	100-199 beds	64	\$47,086	\$2,539	Above average	
ST FRANCIS HOSPITAL MOORESVILLE	MOORESVILLE	IN	80	5	5	4	4	2	4	4	3	50-99 beds				Above average	
CLARIAN WEST MEDICAL CENTER	AVON	IN	78	4	5	3	4	1	4	4	1	50-99 beds				Above average	
WITHAM HEALTH SERVICES	LEBANON	IN	77	5	5	4	5	1	4	4	2	25-49 beds	87	\$49,236	\$2,115	Above average	
ST FRANCIS HOSPITAL AND HEALTH CENTERS-INDIANAPOLI	INDIANAPOLIS	IN	77	5	5	4	5	2	3	3	2	200-299 beds				Above average	
ST VINCENT HOSPITAL & HEALTH SERVICES	INDIANAPOLIS	IN	77	5	5	3	4	1	3	4	2	500 or more beds	Teaching	54	\$50,116	\$3,035	Above average
DUNN MEMORIAL HOSPITAL	BEDFORD	IN	76	5	5	5	5	2	4	4	3	25-49 beds	74	\$47,953	\$2,031	Above average	
SCHNECK MEDICAL CENTER	SEYMOUR	IN	74	5	5	4	5	1	4	4	3	100-199 beds	80	\$36,992	\$2,160		
BEDFORD REGIONAL MEDICAL CENTER	BEDFORD	IN	74	5	5	4	5	2	4	3	3	25-49 beds	60	\$43,900	\$1,961		
RIVERVIEW HOSPITAL	NOBLESVILLE	IN	74	5	5	4	5	1	4	4	2	100-199 beds	54	\$49,904	\$3,037		
SAINT JOHN'S HEALTH SYSTEM	ANDERSON	IN	74	5	5	4	5	1	4	2	2	200-299 beds	43	\$44,923	\$2,282		
COLUMBUS REGIONAL HOSPITAL	COLUMBUS	IN	74	5	5	4	5	2	4	3	1	200-299 beds	82	\$42,798	\$2,054		
HENRY COUNTY MEMORIAL HOSPITAL	NEW CASTLE	IN	73	5	5	4	5	2	5	4	3	50-99 beds	78	\$37,311	\$1,976		
TIPTON HOSPITAL	TIPTON	IN	72	5	5	4	5	2	5	4	3	25-49 beds					
ST JOSEPH HOSPITAL & HEALTH CENTER INC	KOKOMO	IN	70	5	5	3	5	1	4	3	2	100-199 beds	51	\$49,401	\$2,659		
BLOOMINGTON HOSPITAL	BLOOMINGTON	IN	70	5	5	4	4	1	3	3	3	200-299 beds	82	\$41,636	\$2,414		
COMMUNITY HOSPITAL OF ANDERSON AND MADISON COUNTY	ANDERSON	IN	69	4	4	3	4	1	3	3	2	100-199 beds	80	\$44,343	\$2,149		
MAJOR HOSPITAL	SHELBYVILLE	IN	69	5	5	4	4	2	4	3	2	50-99 beds	54	\$47,624	\$2,020		
ST VINCENT MERCY HOSPITAL	ELWOOD	IN	69	5	5	4	5	1	4	3	1	25-49 beds					
ST VINCENT CLAY HOSPITAL INC	BRAZIL	IN	69	4	5	4	4	1	4	2	1	25-49 beds	89	\$43,080	\$1,901		
ST FRANCIS HOSPITAL AND HEALTH CENTERS	BEECH GROVE	IN	68	5	4	3	4	1	3	3	2	200-299 beds	54	\$50,916	\$2,694		
DECATUR COUNTY MEMORIAL HOSPITAL	GREENSBURG	IN	68	5	5	4	5	1	4	3	3	25-49 beds	78	\$38,853	\$1,612		
HANCOCK REGIONAL HOSPITAL	GREENFIELD	IN	68	5	5	3	4	1	4	3	1	50-99 beds	85	\$47,989	\$3,053		
CLARIAN HEALTH PARTNERS INC D/B/A METHODIST,IU	INDIANAPOLIS	IN	68	4	4	3	4	1	3	3	2	500 or more beds	Teaching	36	\$55,385	\$3,072	
WESTVIEW HOSPITAL	INDIANAPOLIS	IN	67	4	4	2	3	1	3	3	1	50-99 beds	43	\$48,602	\$2,457		
JOHNSON MEMORIAL HOSPITAL	FRANKLIN	IN	66	4	5	4	4	1	3	3	2	100-199 beds	82	\$43,503	\$2,279		
COMMUNITY HOSPITALS OF INDIANA INC (EAST)	INDIANAPOLIS	IN	65	4	4	3	4	1	3	2	1	200-299 beds	53	\$51,023	\$3,392		
COMMUNITY HOSPITAL SOUTH	INDIANAPOLIS	IN	65	4	4	3	4	1	3	2	1	100-199 beds	80	\$48,520	\$2,899		
HOWARD REGIONAL HEALTH SYSTEM	KOKOMO	IN	64	5	5	4	4	1	4	3	2	100-199 beds	56	\$47,319	\$2,334		
MEMORIAL HOSPITAL	LOGANSPOUT	IN	64	5	5	5	5	2	4	4	1	100-199 beds	80	\$38,824	\$2,001		
WILLIAM N WISHARD MEMORIAL HOSPITAL	INDIANAPOLIS	IN	64	4	5	3	4	1	2	3	1	500 or more beds	Teaching	94	\$44,259	\$1,671	
REID HOSPITAL & HEALTH CARE SERVICES INC	RICHMOND	IN	64	5	5	4	4	1	4	2	2	200-299 beds	49	\$43,527	\$2,660		
MARION GENERAL HOSPITAL	MARION	IN	63	5	5	4	5	2	4	3	1	100-199 beds	81	\$39,054	\$2,125		
ST VINCENT FRANKFORT HOSPITAL INC	FRANKFORT	IN	63	5	5	5	5	2	4	4	1	25-49 beds					
DUKES MEMORIAL HOSPITAL	PERU	IN	63	5	5	4	5	1	4	4	3	25-49 beds	88	\$43,260	\$2,096		
ST CLARE MEDICAL CENTER	CRAWFORDSVILLE	IN	61	5	5	4	4	1	3	3	1	50-99 beds	64	\$42,279	\$1,806		
FAYETTE REGIONAL HEALTH SYSTEM	CONNERSVILLE	IN	61	5	5	5	4	1	5	3	2	100-199 beds	88	\$40,323	\$1,995		
ST VINCENT JENNINGS HOSPITAL INC	NORTH VERNON	IN	60	4	5	4	4	1	4	2	1	25-49 beds					
MORGAN HOSPITAL AND MEDICAL CENTER	MARTINSVILLE	IN	59	4	4	3	4	1	2	4	1	50-99 beds	73	\$38,955	\$1,849		

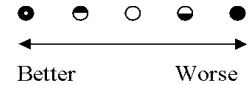
Consumer Health Reports

Patient Ratings August 2009



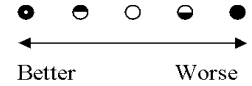
Hospital Name	City	State	Overall Score	Nurse Communication	Doctor Communication	Staff Attentiveness	Pain Management	Explain New Medicines	Room Clean	Room Quiet	Discharge	Hospital Size	Dartmouth Percentile Conservative	Dartmouth Total Medicare Spending	Dartmouth DME and copay cost	Compared to national Patient Rating average	
NEW ENGLAND BAPTIST HOSPITAL	BOSTON	MA	87	5	5	4	4	2	4	2	4	50-99 beds				Above average	
MASSACHUSETTS GENERAL HOSPITAL	BOSTON	MA	82	5	4	3	4	1	4	2	3	500 or more beds	Teaching	18	\$78,666	\$3,409	Above average
BRIGHAM AND WOMEN'S HOSPITAL	BOSTON	MA	80	5	5	4	4	2	4	2	3	500 or more beds	Teaching	29	\$87,721	\$3,729	Above average
MONADNOCK COMMUNITY HOSPITAL	PETERBOROUGH	NH	78	5	5	4	5	2	5	4	2	25-49 beds		93	\$44,264	\$1,825	Above average
WINCHESTER HOSPITAL	WINCHESTER	MA	77	5	5	4	4	2	4	2	2	100-199 beds		41	\$63,450	\$3,008	Above average
NEWTON-WELLESLEY HOSPITAL	NEWTON	MA	76	5	5	3	4	2	4	2	3	200-299 beds		54	\$68,441	\$3,507	Above average
CONCORD HOSPITAL	CONCORD	NH	76	5	5	4	4	2	4	3	3	200-299 beds		86	\$47,065	\$2,307	Above average
SPEARE MEMORIAL HOSPITAL	PLYMOUTH	NH	76	5	5	4	5	3	5	4	3	25-49 beds					Above average
CATHOLIC MEDICAL CENTER	MANCHESTER	NH	76	5	5	3	4	2	4	2	2	200-299 beds		74	\$48,341	\$2,534	
CAPE COD HOSPITAL	HYANNIS	MA	75	5	5	4	4	2	4	2	2	200-299 beds		80	\$63,012	\$2,738	
LAHEY CLINIC HOSPITAL	BURLINGTON	MA	75	5	5	3	4	2	3	3	2	300-399 beds	Teaching	53	\$64,571	\$2,806	
EXETER HOSPITAL INC	EXETER	NH	75	5	5	4	4	2	4	2	4	50-99 beds		72	\$49,206	\$2,342	
EMERSON HOSPITAL	W CONCORD	MA	74	5	5	4	4	2	4	2	3	100-199 beds		42	\$58,135	\$3,206	
MILFORD REGIONAL MEDICAL CENTER	MILFORD	MA	74	5	5	4	4	2	4	3	4	100-199 beds		51	\$68,172	\$3,800	
SOUTHERN NH MEDICAL CENTER	NASHUA	NH	73	5	5	4	4	2	4	3	4	100-199 beds		73	\$50,017	\$2,709	
MASSACHUSETTS EYE AND EAR INFIRMARY	BOSTON	MA	72	4	5	3	4	1	3	1	2	25-49 beds					
SAINTS MEDICAL CENTER INC	LOWELL	MA	72	5	5	4	5	2	4	4	3	100-199 beds		58	\$57,644	\$2,688	
FAULKNER HOSPITAL	BOSTON	MA	72	5	5	3	4	2	4	3	3	100-199 beds	Teaching	55	\$63,944	\$2,551	
FALMOUTH HOSPITAL	FALMOUTH	MA	72	5	5	4	4	1	4	2	3	50-99 beds		68	\$68,324	\$2,886	
TUFTS MEDICAL CENTER	BOSTON	MA	72	5	5	3	4	2	4	3	2	200-299 beds	Teaching	30	\$85,387	\$3,327	
ST JOSEPH HOSPITAL	NASHUA	NH	71	5	5	4	5	2	4	4	2	100-199 beds		59	\$47,711	\$2,603	
BEVERLY HOSPITAL CORPORATION	BEVERLY	MA	71	5	4	3	4	2	4	2	2	300-399 beds		77	\$57,420	\$2,573	
MOUNT AUBURN HOSPITAL	CAMBRIDGE	MA	69	5	5	3	4	2	4	1	2	100-199 beds	Teaching	30	\$67,463	\$2,856	
CARITAS ST ELIZABETH'S MEDICAL CENTER	BRIGHTON	MA	69	4	5	3	4	2	4	2	2	300-399 beds	Teaching	16	\$81,944	\$3,436	
LOWELL GENERAL HOSPITAL	LOWELL	MA	68	4	4	3	4	1	4	3	2	100-199 beds		65	\$56,033	\$2,802	
ST ANNE'S HOSPITAL CORPORATION	FALL RIVER	MA	68	5	5	3	4	1	4	3	3	100-199 beds		18	\$55,056	\$2,804	
JORDAN HOSPITAL INC	PLYMOUTH	MA	68	4	4	3	4	2	3	2	3	100-199 beds		58	\$61,060	\$2,707	
SOUTHCOAST HOSPITAL GROUP, INC	FALL RIVER	MA	68	4	5	3	4	1	4	2	3	500 or more beds		21	\$59,174	\$3,063	
MARTHA'S VINEYARD HOSPITAL INC	OAK BLUFFS	MA	68	5	5	4	5	2	4	3	4	25-49 beds					
ELLIOT HOSPITAL	MANCHESTER	NH	67	4	4	3	4	1	4	1	2	200-299 beds		39	\$54,352	\$2,979	
PORTSMOUTH REGIONAL HOSPITAL	PORTSMOUTH	NH	67	4	4	3	4	1	3	3	3	100-199 beds		52	\$50,418	\$2,508	
LAKES REGION GENERAL HOSPITAL	LACONIA	NH	66	5	5	4	5	2	4	3	3	100-199 beds		90	\$44,517	\$2,113	
CARITAS HOLY FAMILY HOSPITAL AND MEDICAL CENTER	METHUEN	MA	65	4	5	3	4	2	4	2	2	200-299 beds		29	\$60,601	\$2,964	
MERRIMACK VALLEY HOSPITAL	HAVERHILL	MA	65	4	5	3	4	1	3	2	3	50-99 beds		54	\$62,563	\$2,608	
ANNA JAQUES HOSPITAL	NEWBURYPORT	MA	65	5	5	4	4	2	2	2	3	100-199 beds		47	\$64,367	\$2,944	
BOSTON MEDICAL CENTER CORPORATION	BOSTON	MA	65	4	4	2	4	1	3	2	2	500 or more beds	Teaching	49	\$79,672	\$2,979	

Consumer Reports Health
Patient Ratings August 2009



Boston, MA/Manchester NH (2 of 2)																	
Hospital Name	City	State	Overall Score	Nurse Communication	Doctor Communication	Staff Attentiveness	Pain Management	Explain New Medicines	Room Clean	Room Quiet	Discharge	Hospital Size	Dartmouth Percentile Conservative	Dartmouth Total Medicare Spending	Dartmouth DME and copay cost	Compared to national Patient Rating average	
NORTH SHORE MEDICAL CENTER	SALEM	MA	65	4	4	3	3	1	4	2	2	400-499 beds	42	\$65,113	\$2,836		
CARITAS CARNEY HOSPITAL INC	BOSTON	MA	64	5	5	4	4	2	4	4	3	100-199 beds	49	\$71,814	\$3,501		
LAWRENCE GENERAL HOSPITAL	LAWRENCE	MA	64	4	5	2	4	1	3	3	2	100-199 beds	27	\$64,711	\$3,067		
PARKLAND MEDICAL CENTER	DERRY	NH	64	5	4	4	5	1	4	3	4	50-99 beds	74	\$51,159	\$2,497		
HALLMARK HEALTH SYSTEM	MELROSE	MA	63	5	5	3	4	1	3	2	3	300-399 beds	26	\$64,943	\$3,014		
MILTON HOSPITAL INC	MILTON	MA	63	4	5	2	4	1	4	3	2	50-99 beds	33	\$61,593	\$3,111		
CARITAS NORWOOD HOSPITAL, INC	NORWOOD	MA	62	5	5	3	4	1	4	2	2	200-299 beds	23	\$65,219	\$2,948		
FRANKLIN REGIONAL HOSPITAL	FRANKLIN	NH	62	5	5	4	4	2	4	3	1	25-49 beds	96	\$42,033	\$1,943		
SIGNATURE HEALTHCARE BROCKTON HOSPITAL	BROCKTON	MA	62	4	4	3	4	1	4	1	2	200-299 beds	45	\$63,312	\$3,324		
CARITAS GOOD SAMARITAN MEDICAL CENTER	BROCKTON	MA	61	4	4	3	4	1	3	2	2	200-299 beds	33	\$67,969	\$3,408		
METROWEST MEDICAL CENTER	FRAMINGHAM	MA	61	5	5	3	4	1	4	2	1	400-499 beds					
CAMBRIDGE HEALTH ALLIANCE	CAMBRIDGE	MA	61	4	4	2	4	1	3	2	2	300-399 beds	Teaching	37	\$66,207	\$2,686	
QUINCY MEDICAL CENTER	QUINCY	MA	59	4	4	3	3	1	3	3	2	100-199 beds	41	\$58,729	\$2,856		
NASHOBA VALLEY MEDICAL CENTER	AYER	MA	59	4	4	2	5	1	3	3	2	50-99 beds	50	\$68,191	\$2,929		
MORTON HOSPITAL & MEDICAL CENTER	TAUNTON	MA	53	5	5	3	4	1	4	2	3	100-199 beds	44	\$59,905	\$3,151	Below average	

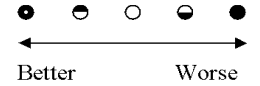
Consumer Reports Health
Patient Ratings August 2009



Washington, DC																	
Hospital Name	City	State	Overall Score	Nurse Communication	Doctor Communication	Staff Attentiveness	Pain Management	Explain New Medicines	Room Clean	Room Quiet	Discharge	Hospital Size	Dartmouth Percentile Conservative	Dartmouth Total Medicare Spending	Dartmouth DME and copay cost	Compared to national Patient Rating average	
ANNE ARUNDEL MEDICAL CENTER	ANNAPOLIS	MD	78	5	5	4	4	1	4	4	2	300-399 beds	80	\$53,205	\$2,949	Above average	
SUBURBAN HOSPITAL	BETHESDA	MD	69	4	4	2	3	1	3	2	1	200-299 beds	23	\$69,234	\$4,322		
FORT WASHINGTON HOSPITAL	FORT WASHINGTON	MD	65	4	4	3	3	1	3	3	1	25-49 beds	36	\$55,076	\$3,204		
WESTERN MD HEALTH SYSTEM BRADDOCK HOSPITAL, CORP	CUMBERLAND	MD	64	5	4	3	5	1	4	2	3	200-299 beds	48	\$46,962	\$2,531		
FREDERICK MEMORIAL HOSPITAL	FREDERICK	MD	63	5	5	3	4	1	4	3	1	200-299 beds	52	\$55,695	\$3,188		
CIVISTA MEDICAL CENTER	LA PLATA	MD	62	4	5	3	4	2	3	3	3	100-199 beds	33	\$59,090	\$3,699		
SAINT MARY'S HOSPITAL	LEONARDTOWN	MD	59	5	4	3	4	1	4	3	1	100-199 beds	50	\$58,514	\$3,091		
MEMORIAL HOSPITAL & MEDICAL CENTER OF CUMBERLAND	CUMBERLAND	MD	58	4	4	3	4	1	4	2	2	100-199 beds	25	\$49,732	\$2,527		
CALVERT MEMORIAL HOSPITAL	PRINCE FREDERICK	MD	55	4	4	1	4	1	3	2	2	100-199 beds	59	\$50,120	\$2,796		
WASHINGTON COUNTY HOSPITAL	HAGERSTOWN	MD	54	5	4	3	4	1	4	1	2	300-399 beds	55	\$47,796	\$2,724		
SHADY GROVE ADVENTIST HOSPITAL	ROCKVILLE	MD	53	3	4	1	3	1	2	3	1	200-299 beds	35	\$61,664	\$3,597	Below average	
SOUTHERN MARYLAND HOSPITAL CENTER	CLINTON	MD	41	3	4	1	3	1	1	1	1	300-399 beds	22	\$63,972	\$4,101	Below average	

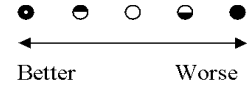
Consumer Health Reports

Patient Ratings August 2009



Hospital Name	City	State	Overall Score	Nurse Communication	Doctor Communication	Staff Attentiveness	Pain Management	Explain New Medicines	Room Clean	Room Quiet	Discharge	Hospital Size	Teaching	Dartmouth Percentile Conservative	Dartmouth Total Medicare Spending	Dartmouth DME and copay cost	Compared to national Patient Rating average
THE JOHNS HOPKINS HOSPITAL	BALTIMORE	MD	78	5	5	3	4	1	3	3	2	500 or more beds	Teaching	40	\$85,729	\$3,390	Above average
UNION MEMORIAL HOSPITAL	BALTIMORE	MD	75	4	5	3	4	1	3	3	3	200-299 beds		44	\$78,166	\$3,863	
UNIVERSITY OF MARYLAND MEDICAL CENTER	BALTIMORE	MD	69	4	5	2	4	1	2	2	3	500 or more beds	Teaching	32	\$94,901	\$3,181	
MEMORIAL HOSPITAL AT EASTON	EASTON	MD	69	5	5	4	4	2	4	3	3	100-199 beds		70	\$54,813	\$3,215	
SAINT JOSEPH MEDICAL CENTER	TOWSON	MD	68	4	5	3	4	1	1	2	2	300-399 beds		57	\$56,723	\$3,388	
CARROLL HOSPITAL CENTER	WESTMINSTER	MD	68	5	5	4	5	2	3	3	1	200-299 beds		42	\$56,776	\$3,397	
MERCY MEDICAL CENTER INC	BALTIMORE	MD	67	4	5	2	4	1	3	3	2	200-299 beds	Teaching	32	\$76,749	\$3,075	
GREATER BALTIMORE MEDICAL CENTER	BALTIMORE	MD	67	4	4	2	4	1	1	3	1	200-299 beds	Teaching	61	\$60,766	\$2,779	
GOOD SAMARITAN HOSPITAL	BALTIMORE	MD	66	4	4	2	4	1	2	2	2	300-399 beds		22	\$77,189	\$3,604	
JOHNS HOPKINS BAYVIEW MEDICAL CENTER	BALTIMORE	MD	65	4	5	2	4	1	3	2	2	500 or more beds	Teaching	39	\$78,117	\$2,550	
CHESTER RIVER HOSPITAL CENTER	CHESTERTOWN	MD	65	5	5	4	5	2	4	4	2	50-99 beds		57	\$54,330	\$2,623	
BALTIMORE WASHINGTON MEDICAL CENTER	GLEN BURNIE	MD	65	4	5	3	4	1	3	2	2	200-299 beds		39	\$63,920	\$3,911	
SINAI HOSPITAL OF BALTIMORE	BALTIMORE	MD	63	4	5	2	4	1	2	2	1	400-499 beds	Teaching	18	\$81,520	\$3,466	
FRANKLIN SQUARE HOSPITAL CENTER	BALTIMORE	MD	63	5	5	3	4	2	2	3	3	300-399 beds	Teaching	55	\$66,262	\$3,386	
SAINT AGNES HOSPITAL	BALTIMORE	MD	62	4	5	3	4	1	1	3	2	300-399 beds		57	\$59,415	\$2,785	
HARBOR HOSPITAL	BALTIMORE	MD	62	4	5	2	3	1	2	3	1	200-299 beds		39	\$67,666	\$3,864	
UPPER CHESAPEAKE MEDICAL CENTER	BEL AIR	MD	60	4	4	2	4	1	3	2	1	100-199 beds		62	\$60,383	\$4,034	
NORTHWEST HOSPITAL CENTER	RANDALLSTOWN	MD	58	4	4	2	3	1	2	3	1	200-299 beds		43	\$61,564	\$3,262	
HOWARD COUNTY GENERAL HOSPITAL	COLUMBIA	MD	58	4	4	1	4	1	3	2	1	200-299 beds		30	\$62,097	\$3,573	
HARFORD MEMORIAL HOSPITAL	HAVRE DE GRACE	MD	55	4	4	2	4	1	3	1	1	100-199 beds		52	\$54,712	\$3,218	
MARYLAND GENERAL HOSPITAL	BALTIMORE	MD	53	2	4	1	2	1	1	2	2	200-299 beds		13	\$85,000	\$3,852	Below average
BON SECOURS HOSPITAL	BALTIMORE	MD	48	2	3	1	1	1	2	1	1	100-199 beds		28	\$74,962	\$3,060	Below average

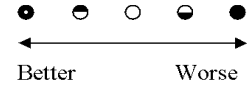
Consumer Reports Health
Patient Ratings August 2009



Hospital Name	City	State	Overall Score	Nurse Communication	Doctor Communication	Staff Attentiveness	Pain Management	Explain New Medicines	Room Clean	Room Quiet	Discharge	Hospital Size	Dartmouth Percentile Conservative	Dartmouth Total Medicare Spending	Dartmouth DME and copay cost	Compared to national Patient Rating average	
ST JOHN NORTH SHORES HOSPITAL	HARRISON TOWNSHIP	MI	79	5	5	5	5	2	4	3	2	50-99 beds				Above average	
KARMANOS CANCER CENTER	DETROIT	MI	77	5	5	4	5	3	4	4	2	50-99 beds				Above average	
HENRY FORD HOSPITAL	DETROIT	MI	70	4	4	3	4	1	4	2	2	500 or more beds	Teaching	53	\$60,527	\$2,892	
ST JOHN RIVER DISTRICT HOSPITAL	EAST CHINA	MI	67	5	5	4	4	1	4	4	2	50-99 beds		50	\$46,727	\$2,781	
PORT HURON HOSPITAL	PORT HURON	MI	66	5	5	3	4	1	3	2	2	100-199 beds		50	\$44,752	\$3,108	
HARPER UNIVERSITY HOSPITAL	DETROIT	MI	64	4	4	2	3	1	3	3	1	400-499 beds		20	\$73,037	\$3,834	
BEAUMONT HOSPITAL, GROSSE POINTE	GROSSE POINTE	MI	63	4	4	2	4	1	3	2	1	200-299 beds		9	\$58,123	\$4,046	
ST JOSEPH MERCY PORT HURON	PORT HURON	MI	62	4	4	3	4	1	4	3	2	100-199 beds		42	\$47,596	\$3,163	
DETROIT RECEIVING HOSPITAL & UNIV HEALTH CENTER	DETROIT	MI	62	4	4	2	2	1	3	2	1	200-299 beds		37	\$64,531	\$3,406	
MOUNT CLEMENS REGIONAL MEDICAL CENTER	MOUNT CLEMENS	MI	62	5	5	3	4	1	3	2	1	200-299 beds		24	\$56,498	\$3,757	
ST JOHN HOSPITAL AND MEDICAL CENTER	DETROIT	MI	60	4	4	2	4	1	2	1	1	500 or more beds	Teaching	10	\$64,583	\$4,394	
HENRY FORD MACOMB HOSPITAL	CLINTON TOWNSHIP	MI	60	4	4	3	4	1	3	2	2	400-499 beds		11	\$57,643	\$3,927	
HENRY FORD MACOMB HOSPITAL-WARREN CAMPUS	WARREN	MI	58	4	4	2	4	1	3	2	2	100-199 beds		18	\$58,712	\$3,178	
SINAI-GRACE HOSPITAL	DETROIT	MI	50	4	4	1	3	1	3	2	1	300-399 beds	Teaching	14	\$72,724	\$4,222	Below average

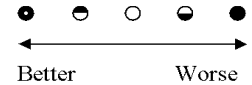
Consumer Health Reports

Patient Ratings August 2009



Hospital Name	City	State	Overall Score	Nurse Communication	Doctor Communication	Staff Attentiveness	Pain Management	Explain New Medicines	Room Clean	Room Quiet	Discharge	Hospital Size	Dartmouth Conservative Percentile	Dartmouth Total Medicare Spending	Dartmouth DME and copay cost	Compared to national Patient Rating average
OAK LEAF SURGCL HSPTL	EAU CLAIRE	WI	99	5	5	5	5	4	5	5	5	6-24 beds				Above average
BIGFORK VALLEY HOSPITAL	BIGFORK	MN	94	5	5	5	5	3	5	5	2	50-99 beds				Above average
PHILLIPS EYE INSTITUTE	MINNEAPOLIS	MN	89	5	5	5	5	2	4	5	4	6-24 beds				Above average
SPRINGFIELD MEDICAL CENTER MAYO HEALTH SYSTEM	SPRINGFIELD	MN	86	5	5	5	5	3	5	5	1	6-24 beds				Above average
LAKEVIEW MEMORIAL HOSPITAL	STILLWATER	MN	85	5	5	4	5	3	5	4	3	50-99 beds	100	\$36,676	\$1,242	Above average
CUYUNA REGIONAL MEDICAL CENTER	CROSBY	MN	84	5	5	5	4	3	5	4	3	100-199 beds				Above average
UNITED HOSPITAL DISTRICT	BLUE EARTH	MN	81	5	5	5	5	3	5	5	3	25-49 beds				Above average
HEALTH EAST WOODWINDS HOSPITAL	WOODBURY	MN	80	5	5	4	4	1	4	4	3	50-99 beds	79	\$43,342	\$2,995	Above average
HUDSON HOSPITAL	HUDSON	WI	79	5	5	5	5	3	3	4	2	6-24 beds				Above average
LUTHER HOSPITAL MAYO HEALTH SYSTEM	EAU CLAIRE	WI	78	5	5	4	4	2	4	3	3	100-199 beds	86	\$42,170	\$2,368	Above average
WESTFIELDS HOSPITAL	NEW RICHMOND	WI	78	5	5	5	4	3	5	4	3	25-49 beds				Above average
RIVER'S EDGE HOSPITAL & CLINIC	ST PETER	MN	77	5	5	5	5	3	5	5	1	6-24 beds				Above average
RIDGEVIEW MEDICAL CENTER	WACONIA	MN	76	5	5	4	4	1	5	4	2	50-99 beds	81	\$45,754	\$1,824	Above average
QUEEN OF PEACE HOSPITAL	NEW PRAGUE	MN	76	5	5	5	4	2	5	4	3	25-49 beds				
RIVER FALLS AREA HSPTL	RIVER FALLS	WI	76	5	5	5	5	2	5	4	3	25-49 beds				
ABBOTT NORTHWESTERN HOSPITAL INC	MINNEAPOLIS	MN	75	5	5	4	4	1	4	3	2	500 or more beds	Teaching	\$50,871	\$2,679	
RED CEDAR MEDICAL CENTER-MAYO HEALTH SYS	MENOMONIE	WI	75	5	5	5	5	3	5	5	3	25-49 beds	99	\$34,638	\$1,735	
SACRED HEART HSPTL	EAU CLAIRE	WI	75	5	5	4	5	2	5	3	3	200-299 beds	46	\$46,581	\$2,924	
LUTHER MIDELFORT- OAKRIDGE MAYO HEALTH SYSTEM	OSSEO	WI	73	5	5	4	5	2	5	3	3	100-199 beds				
BURNETT MED CTR	GRANTSBURG	WI	73	5	5	5	5	2	5	3	2	50-99 beds				
FAIRVIEW LAKES HEALTH SERVICES	WYOMING	MN	72	5	5	5	5	2	4	3	2	50-99 beds	97	\$43,087	\$2,032	
REDWOOD AREA HOSPITAL	REDWOOD FALLS	MN	72	5	5	5	5	3	5	4	2	25-49 beds				
NORTHFIELD HOSPITAL	NORTHFIELD	MN	72	5	5	5	5	2	4	4	2	50-99 beds				
LUTHER MIDELFORT- CHIPPEWA VALLEY MAYO HLTH SYSTEM	BLOOMER	WI	72	5	5	5	5	3	5	4	3	50-99 beds				
RICE MEMORIAL HOSPITAL	WILLMAR	MN	71	5	5	4	4	3	4	4	3	100-199 beds	96	\$37,740	\$1,873	
TRI COUNTY HOSPITAL	WADENA	MN	71	5	5	4	4	2	5	4	2	25-49 beds	67	\$39,977	\$1,296	
FAIRVIEW RIDGES HOSPITAL	BURNSVILLE	MN	71	5	4	4	4	2	4	4	3	100-199 beds	55	\$46,929	\$2,987	
GRAND ITASCA CLINIC AND HOSPITAL	GRAND RAPIDS	MN	70	5	5	5	5	2	5	4	2	50-99 beds	99	\$35,620	\$1,582	
GLENCOE REGIONAL HEALTH SERVICES	GLENCOE	MN	70	5	5	4	4	1	4	4	2	100-199 beds				
REGINA MEDICAL CENTER	HASTINGS	MN	70	5	5	4	4	2	4	4	2	25-49 beds	89	\$41,349	\$1,607	
ST JOSEPHS MEDICAL CENTER	BRAINERD	MN	69	5	5	5	5	3	5	4	3	100-199 beds	61	\$42,748	\$2,579	
MONTECELLO-BIG LAKE COMMUNITY HOSPITAL	MONTECELLO	MN	69	5	5	4	5	2	5	4	2	100-199 beds				
DOUGLAS COUNTY HOSPITAL	ALEXANDRIA	MN	68	5	5	5	4	2	5	3	3	50-99 beds	86	\$37,135	\$2,200	
ST FRANCIS REGIONAL MEDICAL CENTER	SHAKOPEE	MN	68	5	5	3	4	1	4	4	2	50-99 beds	90	\$42,297	\$1,906	
LUTHER MIDELFORT- NORTHLAND MAYO HEALTH SYSTEM	BARRON	WI	68	5	5	5	5	3	5	4	4	50-99 beds				
RICE COUNTY DISTRICT ONE HOSPITAL	FARIBAULT	MN	67	5	5	4	5	2	4	4	2	25-49 beds	85	\$41,060	\$1,415	

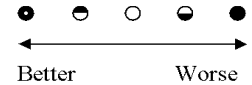
Consumer Reports Health
Patient Ratings August 2009



Hospital Name	City	State	Overall Score	Nurse Communication	Doctor Communication	Staff Attentiveness	Pain Management	Explain New Medicines	Room Clean	Room Quiet	Discharge	Hospital Size	Dartmouth Percentile Conservative	Dartmouth Total Medicare Spending	Dartmouth DME and copay cost	Compared to national Patient Rating average
FAIRVIEW NORTHLAND REGIONAL HOSPITAL	PRINCETON	MN	67	5	5	5	5	2	5	3	2	50-99 beds				
ST GABRIELS HOSPITAL	LITTLE FALLS	MN	67	5	5	4	5	1	4	4	3	100-199 beds	96	\$36,530	\$1,623	
HENNEPIN COUNTY MEDICAL CENTER	MINNEAPOLIS	MN	66	4	4	3	4	1	3	2	2	400-499 beds	Teaching 78	\$65,126	\$1,898	
MEEKER COUNTY MEMORIAL HOSPITAL	LITCHFIELD	MN	66	5	5	5	4	3	4	4	2	25-49 beds	79	\$35,435	\$1,388	
PARK NICOLLET METHODIST HOSPITAL	SAINT LOUIS PARK	MN	66	5	5	3	4	1	3	2	1	400-499 beds	70	\$48,879	\$2,459	
UNIVERSITY OF MINNESOTA MEDICAL CENTER, FAIRVIEW	MINNEAPOLIS	MN	66	4	4	3	4	1	4	1	2	500 or more beds	Teaching 43	\$63,652	\$3,110	
KANABEC HOSPITAL	MORA	MN	66	5	5	4	4	3	4	4	2	25-49 beds				
UNIVERSITY MEDICAL CENTER-MESABI/ MESABA CLINICS	HIBBING	MN	65	5	5	4	4	3	5	3	4	100-199 beds	71	\$43,457	\$1,929	
FAIRVIEW SOUTHDALE HOSPITAL	EDINA	MN	65	5	5	3	4	1	3	3	2	300-399 beds	54	\$50,683	\$3,138	
MERCY HOSPITAL	COON RAPIDS	MN	65	5	4	4	4	1	3	3	3	200-299 beds	64	\$49,681	\$3,198	
CAMBRIDGE MEDICAL CENTER	CAMBRIDGE	MN	64	5	5	4	5	1	4	4	2	50-99 beds	86	\$44,465	\$1,837	
HUTCHINSON COMMUNITY HOSPITAL	HUTCHINSON	MN	64	5	5	4	4	1	4	5	1	100-199 beds				
BUFFALO HOSPITAL	BUFFALO	MN	63	5	5	4	4	2	4	4	3	25-49 beds	94	\$44,854	\$2,042	
IMMANUEL-ST JOSEPHS-MAYO HEALTH SYSTEM	MANKATO	MN	63	5	5	4	4	2	4	2	2	100-199 beds	81	\$37,241	\$1,891	
FALLS MEMORIAL HOSPITAL	INTERNATIONAL FALLS	MN	63	5	5	5	5	3	5	4	2	25-49 beds				
REGIONS HOSPITAL	SAINT PAUL	MN	63	5	5	3	4	1	4	1	2	400-499 beds	Teaching 91	\$52,269	\$2,094	
FAIRMONT MEDICAL CENTER	FAIRMONT	MN	62	5	5	4	4	2	4	3	2	50-99 beds	88	\$41,267	\$2,177	
NEW ULM MEDICAL CENTER	NEW ULM	MN	62	5	5	4	4	2	4	4	2	25-49 beds	98	\$40,415	\$2,486	
HEALTHEAST ST JOHN'S HOSPITAL	MAPLEWOOD	MN	62	4	4	3	4	1	4	2	2	100-199 beds	72	\$44,972	\$2,999	
MILLE LACS HEALTH SYSTEM	ONAMIA	MN	62	5	5	4	4	3	4	4	3	50-99 beds				
UNITED HOSPITAL	SAINT PAUL	MN	62	4	4	3	4	1	3	2	2	400-499 beds	48	\$48,670	\$2,823	
NORTH MEMORIAL HEALTH CARE	ROBBINSDALE	MN	61	4	4	3	4	1	4	2	1	400-499 beds	74	\$45,598	\$2,608	
ST JOSEPH'S HOSPITAL	SAINT PAUL	MN	61	4	4	3	4	1	3	2	1	200-299 beds	74	\$47,010	\$2,268	
WASECA MEDICAL CENTER-MAYO HEALTH SYSTEM	WASECA	MN	59	5	5	4	4	1	5	5	1	25-49 beds				
CHIPPEWA COUNTY HOSPITAL	MONTEVIDEO	MN	58	5	5	4	5	1	4	3	1	25-49 beds				
UNITY HOSPITAL	FRIDLEY	MN	57	4	4	3	4	1	3	3	2	200-299 beds	65	\$48,484	\$3,172	
SPOONER HEALTH SYS	SPOONER	WI	56	5	5	4	4	2	4	3	2	100-199 beds				

Consumer Health Reports

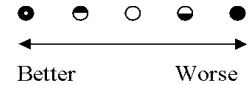
Patient Ratings August 2009



Hospital Name	City	State	Overall Score	Nurse Communication	Doctor Communication	Staff Attentiveness	Pain Management	Explain New Medicines	Room Clean	Room Quiet	Discharge	Hospital Size	Dartmouth Percentile Conservative	Dartmouth Total Medicare Spending	Dartmouth DME and copay cost	Compared to national Patient Rating average	
PROGRESS WEST HEALTHCARE CENTER	O FALLON	MO	85	5	5	4	5	2	4	5	3	25-49 beds				Above average	
ST JOSEPHS HOSPITAL	BREESE	IL	79	5	5	4	5	3	4	4	3	50-99 beds	75	\$41,641	\$2,015	Above average	
PARKLAND HEALTH CENTER	FARMINGTON	MO	78	5	5	5	5	2	3	4	3	50-99 beds	69	\$43,103	\$2,286	Above average	
MISSOURI BAPTIST MEDICAL CENTER	TOWN AND COUNTRY	MO	77	5	5	3	4	1	4	2	2	400-499 beds	20	\$49,477	\$2,916	Above average	
BARNES-JEWISH ST PETERS HOSPITAL	SAINT PETERS	MO	76	5	5	4	5	1	3	4	2	100-199 beds	38	\$49,270	\$3,638	Above average	
ST JOHNS MERCY MEDICAL CENTER	SAINT LOUIS	MO	76	5	5	4	5	1	3	3	2	500 or more beds	Teaching	20	\$55,393	\$3,978	
ST LUKES HOSPITAL	CHESTERFIELD	MO	76	5	5	3	4	1	4	3	2	500 or more beds		18	\$52,765	\$3,089	
MISSOURI BAPTIST HOSPITAL SULLIVAN	SULLIVAN	MO	74	5	5	4	5	3	4	5	2	50-99 beds		73	\$47,058	\$1,866	
BARNES-JEWISH WEST COUNTY HOSPITAL	CREVE COEUR	MO	73	5	5	4	5	1	3	3	2	50-99 beds					
MEMORIAL HOSPITAL OF CARBONDALE	CARBONDALE	IL	73	5	5	4	4	1	4	2	2	100-199 beds	86	\$49,059	\$2,854		
MEMORIAL HOSPITAL	BELLEVILLE	IL	72	5	5	4	4	2	4	3	1	300-399 beds		14	\$46,550	\$3,028	
BARNES JEWISH HOSPITAL	SAINT LOUIS	MO	72	4	5	2	4	1	3	3	3	500 or more beds	Teaching	37	\$63,281	\$3,494	
HERRIN HOSPITAL	HERRIN	IL	72	5	5	4	4	1	4	3	2	50-99 beds		62	\$41,581	\$2,624	
ALTON MEMORIAL HOSPITAL	ALTON	IL	71	5	5	4	4	1	3	2	2	200-299 beds		73	\$41,573	\$2,287	
ST MARYS HOSPITAL	CENTRALIA	IL	71	5	5	4	4	2	5	4	3	100-199 beds		22	\$56,064	\$2,938	
STE GENEVIEVE COUNTY MEMORIAL HOSPITAL	SAINTE GENEVIEVE	MO	70	5	5	5	5	1	4	4	1	25-49 beds					
ANDERSON HOSPITAL	MARYVILLE	IL	70	5	5	4	4	1	4	2	2	100-199 beds		85	\$37,258	\$2,178	
CROSSROADS COMMUNITY HOSPITAL	MOUNT VERNON	IL	69	5	5	3	4	1	4	3	2	25-49 beds					
SSM ST CLARE HEALTH CENTER	FENTON	MO	68	5	5	3	4	1	4	2	1	100-199 beds		59	\$41,754	\$2,440	
ST LOUIS UNIVERSITY HOSPITAL	SAINT LOUIS	MO	68	4	5	2	3	2	2	3	2	300-399 beds	Teaching	42	\$67,124	\$2,771	
SSM ST JOSEPH HOSPITAL WEST	LAKE SAINT LOUIS	MO	68	4	5	4	4	1	3	3	1	100-199 beds		68	\$46,790	\$3,363	
ST JOHNS MERCY HOSPITAL	WASHINGTON	MO	67	5	5	4	4	1	4	4	2	100-199 beds		90	\$40,820	\$2,676	
LINCOLN COUNTY MEDICAL CENTER	TROY	MO	67	5	5	5	4	2	5	3	3	25-49 beds		78	\$43,755	\$1,914	
SSM DEPAUL HEALTH CENTER	BRIDGETON	MO	66	5	4	3	4	1	3	3	2	400-499 beds		29	\$51,335	\$2,782	
DES PERES HOSPITAL	SAINT LOUIS	MO	66	5	5	3	4	1	2	2	2	100-199 beds		19	\$52,460	\$2,711	
SSM ST JOSEPH HEALTH CENTER	SAINT CHARLES	MO	65	5	5	4	5	1	4	3	2	200-299 beds		35	\$47,533	\$3,043	
SALEM TOWNSHIP HOSPITAL	SALEM	IL	65	5	5	5	4	2	5	3	1	25-49 beds					
GOOD SAMARITAN REGIONAL HLTH CENTER	MOUNT VERNON	IL	64	5	5	4	5	1	3	2	2	100-199 beds		45	\$48,593	\$3,157	
FOREST PARK HOSPITAL	SAINT LOUIS	MO	64	3	4	2	3	1	3	3	1	100-199 beds		31	\$57,722	\$2,734	
SSM ST MARYS HEALTH CENTER	RICHMOND HEIGHTS	MO	62	4	4	3	4	1	3	2	1	200-299 beds	Teaching	27	\$53,735	\$2,920	
TOUCHETTE REGIONAL HOSPITAL INC	CENTREVILLE	IL	62	4	5	2	3	1	3	3	2	100-199 beds					
ST ELIZABETH HOSPITAL	BELLEVILLE	IL	62	4	5	2	4	1	2	3	2	200-299 beds		25	\$45,344	\$2,826	
PHELPS COUNTY REGIONAL MEDICAL CENTER	ROLLA	MO	61	5	5	4	4	1	4	3	2	200-299 beds		34	\$49,153	\$2,575	
SAINT ANTHONY'S HEALTH CENTER	ALTON	IL	61	4	4	2	3	1	4	3	2	200-299 beds		63	\$44,577	\$2,612	
JERSEY COMMUNITY HOSPITAL	JERSEYVILLE	IL	61	5	5	4	4	2	5	4	1	50-99 beds		74	\$42,942	\$2,010	
MINERAL AREA REGIONAL MEDICAL CENTER	FARMINGTON	MO	60	4	5	2	3	1	3	3	2	50-99 beds		75	\$38,125	\$2,007	
PINCKNEYVILLE COMMUNITY HOSPITAL	PINCKNEYVILLE	IL	60	5	5	4	4	2	5	4	3	50-99 beds					
RED BUD REGIONAL HOSPITAL	RED BUD	IL	60	4	5	3	4	2	4	2	2	100-199 beds					
JEFFERSON MEMORIAL HOSPITAL	CRYSTAL CITY	MO	59	4	4	3	4	1	4	2	1	100-199 beds		25	\$47,972	\$3,142	
ST ANTHONYS MEDICAL CENTER	SAINT LOUIS	MO	59	4	5	2	4	1	3	3	2	500 or more beds		26	\$46,513	\$2,781	
CHRISTIAN HOSPITAL NORTHEAST	SAINT LOUIS	MO	59	4	4	2	4	1	2	2	1	200-299 beds		13	\$50,941	\$3,462	
SPARTA COMMUNITY HOSPITAL	SPARTA	IL	58	4	5	4	4	2	3	2	3	25-49 beds		93	\$39,550	\$2,253	
ST ALEXIUS HOSPITAL	SAINT LOUIS	MO	54	3	5	2	3	1	2	3	1	100-199 beds		25	\$46,810	\$2,279	
GATEWAY REGIONAL MEDICAL CENTER	GRANITE CITY	IL	52	3	4	1	3	1	2	2	1	300-399 beds		40	\$51,249	\$3,003	Below average
POPLAR BLUFF REGIONAL MEDICAL CENTER	POPLAR BLUFF	MO	36	3	4	1	2	1	1	1	1	200-299 beds		33	\$45,829	\$2,346	Below average

Consumer Health Reports

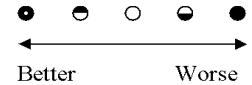
Patient Ratings August 2009



New York, NY (2 of 2)																		
Hospital Name	City	State	Overall Score	Nurse Communication	Doctor Communication	Staff Attentiveness	Pain Management	Explain New Medicines	Room Clean	Room Quiet	Discharge	Hospital Size	Dartmouth Percentile	Dartmouth Total Medicare Spending	Dartmouth DME and copay cost	Compared to national Patient Rating average		
NEW ISLAND HOSPITAL	BETHPAGE	NY	53	3	4	2	4	1	2	2	2	100-199 beds	5	\$67,960	\$4,656	Below average		
FRANKLIN HOSPITAL	VALLEY STREAM	NY	53	4	4	1	4	1	3	2	1	300-399 beds	2	\$69,631	\$4,250	Below average		
UNIVERSITY HOSPITAL OF BROOKLYN (DOWNSTATE)	BROOKLYN	NY	52	3	4	1	2	1	3	1	1	300-399 beds	Teaching	\$101,348	\$3,527	Below average		
SVCMC-ST VINCENT'S CTRS NY & WEST BRANCHES	NEW YORK	NY	52	4	4	1	3	1	1	2	1	400-499 beds		\$85,055	\$3,990	Below average		
LUTHERAN MEDICAL CENTER	BROOKLYN	NY	52	3	5	2	3	1	2	1	1	300-399 beds		\$87,386	\$4,086	Below average		
LINCOLN MEDICAL & MENTAL HEALTH CENTER	BRONX	NY	51	2	4	1	2	1	1	1	1	300-399 beds	Teaching	\$97,744	\$2,406	Below average		
WOODHULL MEDICAL AND MENTAL HEALTH CENTER	BROOKLYN	NY	51	2	4	1	2	1	3	2	1	400-499 beds	Teaching	\$95,130	\$1,767	Below average		
ELMHURST HOSPITAL CENTER	ELMHURST	NY	50	2	4	2	3	1	1	1	2	500 or more beds	Teaching	\$75,220	\$2,496	Below average		
KINGSBROOK JEWISH MEDICAL CENTER	BROOKLYN	NY	50	2	3	1	1	1	2	1	1	500 or more beds		\$121,014	\$4,722	Below average		
ST LUKE'S ROOSEVELT HOSPITAL	NEW YORK	NY	49	3	4	1	3	1	1	1	1	500 or more beds	Teaching	\$96,123	\$3,532	Below average		
NEW YORK WESTCHESTER SQUARE MEDICAL CENTER	BRONX	NY	47	3	4	1	3	1	2	1	1	100-199 beds		\$74,463	\$4,301	Below average		
CONEY ISLAND HOSPITAL	BROOKLYN	NY	47	2	3	2	1	1	3	1	1	300-399 beds	Teaching	\$88,692	\$3,331	Below average		
RICHMOND UNIVERSITY MEDICAL CENTER	STATEN ISLAND	NY	46	3	4	2	3	1	2	1	1	400-499 beds		\$85,660	\$3,999	Below average		
MAIMONIDES MEDICAL CENTER	BROOKLYN	NY	46	3	4	1	3	1	1	1	1	500 or more beds	Teaching			Below average		
PECONIC BAY MEDICAL CENTER	RIVERHEAD	NY	45	4	4	1	4	1	3	1	1	100-199 beds		\$57,253	\$4,017	Below average		
BROOKLYN HOSPITAL CENTER AT DOWNTOWN CAMPUS	BROOKLYN	NY	45	2	3	1	1	1	2	1	1	500 or more beds	Teaching	\$103,673	\$3,763	Below average		
SOUND SHORE MEDICAL CENTER OF WESTSCHESTER	NEW ROCHELLE	NY	44	3	4	1	3	1	2	1	1	300-399 beds	Teaching	\$70,733	\$3,394	Below average		
LONG ISLAND COLLEGE HOSPITAL	BROOKLYN	NY	44	2	4	1	1	1	1	1	1	300-399 beds	Teaching	\$86,545	\$3,562	Below average		
BROOKHAVEN MEMORIAL HOSPITAL MEDICAL CENTER	PATCHOGUE	NY	44	3	4	1	3	1	1	1	2	300-399 beds		\$66,416	\$4,247	Below average		
JAMAICA HOSPITAL MEDICAL CENTER	JAMAICA	NY	42	2	3	1	1	1	1	1	1	500 or more beds		\$79,626	\$3,460	Below average		
PENINSULA HOSPITAL CENTER	FAR ROCKAWAY	NY	41	2	3	1	2	1	3	1	1	100-199 beds		\$92,170	\$4,395	Below average		
BRONX-LEBANON HOSPITAL CENTER	BRONX	NY	40	2	3	1	1	1	1	1	1	500 or more beds	Teaching	\$115,211	\$3,474	Below average		
ST BARNABAS HOSPITAL	BRONX	NY	40	1	2	1	1	1	2	1	1	500 or more beds		\$108,444	\$3,278	Below average		
INTERFAITH MEDICAL CENTER	BROOKLYN	NY	40	1	3	1	1	1	3	1	1	200-299 beds		\$108,812	\$3,802	Below average		
WYCKOFF HEIGHTS MEDICAL CENTER	BROOKLYN	NY	40	2	3	1	1	1	1	1	1	200-299 beds		\$109,893	\$4,280	Below average		
LONG BEACH MEDICAL CENTER	LONG BEACH	NY	40	3	3	1	3	1	2	1	1	300-399 beds		\$75,859	\$4,225	Below average		
NORTH GENERAL HOSPITAL	NEW YORK	NY	40	1	3	1	1	1	1	1	1	200-299 beds		\$99,791	\$3,832	Below average		
CARITAS HEALTH CARE, INC	ELMHURST	NY	39	2	3	1	2	1	2	1	1	200-299 beds	Teaching	\$79,200	\$3,584	Below average		
ST JOHN'S EPISCOPAL HOSPITAL AT SOUTH SHORE	FAR ROCKAWAY	NY	39	2	3	1	2	1	4	1	1	200-299 beds		\$98,337	\$4,499	Below average		
NEW YORK DOWNTOWN HOSPITAL	NEW YORK	NY	39	3	4	1	3	1	3	1	1	100-199 beds		\$86,503	\$3,382	Below average		
NASSAU UNIVERSITY MEDICAL CENTER	EAST MEADOW	NY	38	3	3	1	2	1	1	1	1	400-499 beds		\$81,558	\$3,090	Below average		
FLUSHING HOSPITAL MEDICAL CENTER	FLUSHING	NY	38	2	3	1	1	1	2	1	1	200-299 beds		\$81,571	\$3,597	Below average		
BROOKDALE HOSPITAL MEDICAL CENTER	BROOKLYN	NY	37	1	3	1	1	1	2	1	1	500 or more beds		\$96,027	\$3,750	Below average		

Consumer Reports Health

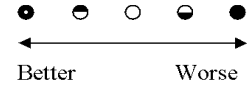
Patient Ratings August 2009



Cleveland/Akron, OH																	
Hospital Name	City	State	Overall Score	Nurse Communication	Doctor Communication	Staff Attentiveness	Pain Management	Explain New Medicines	Room Clean	Room Quiet	Discharge	Hospital Size	Dartmouth Percentile	Dartmouth Total Medicare Spending	Dartmouth DME and copay cost	Compared to national Patient Rating average	
BELLEVUE HOSPITAL	BELLEVUE	OH	82	5	5	4	5	2	5	4	2	50-99 beds	58	\$46,556	\$2,572	Above average	
LODI COMMUNITY HOSPITAL	LODI	OH	82	5	4	5	5	3	5	4	2	25-49 beds				Above average	
FISHER TITUS MEMORIAL HOSPITAL	NORWALK	OH	74	5	5	4	4	1	5	4	3	100-199 beds	48	\$46,138	\$2,547		
ALLEN COMMUNITY HOSPITAL	OBERLIN	OH	74	5	5	4	5	1	5	3	2	25-49 beds					
UHHS MEMORIAL HOSPITAL OF GENEVA	GENEVA	OH	72	5	5	5	5	1	5	3	2	25-49 beds	90	\$49,069	\$2,454		
FAIRVIEW HOSPITAL	CLEVELAND	OH	72	4	4	3	4	1	4	3	2	400-499 beds	37	\$50,484	\$2,631		
CLEVELAND CLINIC FOUNDATION	CLEVELAND	OH	72	4	4	1	4	1	3	1	1	500 or more beds	Teaching	49	\$55,333	\$3,045	
UNIVERSITY HOSPITALS OF CLEVELAND	CLEVELAND	OH	71	5	5	2	4	1	3	2	2	500 or more beds	Teaching	74	\$55,643	\$2,760	
WADSWORTH RITTMAN HOSPITAL	WADSWORTH	OH	69	5	5	4	5	1	4	2	2	50-99 beds	61	\$48,107	\$2,263		
ST JOHN WEST SHORE HOSPITAL	WESTLAKE	OH	69	4	4	3	3	1	3	4	2	100-199 beds	54	\$50,515	\$2,448		
AKRON GENERAL MEDICAL CENTER	AKRON	OH	68	5	5	3	4	1	3	1	2	400-499 beds	Teaching	36	\$50,166	\$2,740	
SOUTHWEST GENERAL HEALTH CENTER	MIDDLEBURG HEIGHTS	OH	67	5	4	3	4	2	4	2	1	300-399 beds		33	\$51,057	\$3,029	
SUMMA HEALTH SYSTEMS HOSPITALS	AKRON	OH	66	4	5	3	4	1	3	2	2	400-499 beds	Teaching	50	\$52,443	\$2,702	
CUYAHOGA FALLS GENERAL HOSPITAL	CUYAHOGA FALLS	OH	66	4	4	4	4	1	4	4	2	100-199 beds	68	\$48,493	\$2,482		
UH GEauga MEDICAL CENTER	CHARDON	OH	66	5	5	3	4	1	4	2	1	100-199 beds	51	\$50,386	\$2,642		
ST VINCENT CHARITY HOSPITAL	CLEVELAND	OH	66	4	4	2	3	1	3	4	3	100-199 beds	32	\$57,898	\$2,894		
METRO HEALTH MEDICAL CENTER	CLEVELAND	OH	66	4	4	2	4	1	2	3	2	500 or more beds	Teaching	54	\$60,845	\$2,640	
ROBINSON MEMORIAL HOSPITAL	RAVENNA	OH	65	5	5	4	5	1	4	3	1	100-199 beds	42	\$51,867	\$3,282		
MEDINA GENERAL HOSPITAL	MEDINA	OH	65	5	5	3	4	1	4	2	2	100-199 beds	30	\$53,176	\$3,247		
LAKE HOSPITAL SYSTEM INC	PAINESVILLE	OH	65	4	4	3	4	1	4	1	2	300-399 beds	54	\$46,909	\$2,513		
FIRELANDS REGIONAL MEDICAL CENTER	SANDUSKY	OH	63	5	5	4	4	1	4	2	1	200-299 beds	42	\$47,278	\$3,231		
LAKEWOOD HOSPITAL	LAKEWOOD	OH	63	4	4	2	4	1	3	1	1	200-299 beds	26	\$48,997	\$2,621		
UHHS RICHMOND HEIGHTS HOSPITAL	RICHMOND HEIGHTS	OH	62	4	4	3	4	1	3	2	1	50-99 beds	40	\$56,088	\$2,532		
HILLCREST HOSPITAL	MAYFIELD HEIGHTS	OH	59	4	4	3	4	1	2	1	1	300-399 beds	28	\$52,331	\$2,871		
PARMA COMMUNITY GENERAL HOSPITAL	PARMA	OH	58	4	5	2	4	1	3	1	2	300-399 beds	30	\$50,158	\$2,883		
EUCLID HOSPITAL	EUCLID	OH	58	4	4	2	4	1	3	2	2	100-199 beds	29	\$52,516	\$2,900		
SUMMA HEALTH SYSTEM BARBERTON HOSPITAL	BARBERTON	OH	57	4	4	3	4	1	3	2	1	200-299 beds	16	\$53,462	\$2,784		
MARYMOUNT HOSPITAL	GARFIELD HEIGHTS	OH	56	4	4	2	3	1	3	1	1	200-299 beds	15	\$54,394	\$3,282		
LUTHERAN HOSPITAL	CLEVELAND	OH	55	4	4	2	3	1	2	2	2	100-199 beds	16	\$53,586	\$2,515		
SOUTH POINTE HOSPITAL	WARRENSVILLE HEIGHTS	OH	54	3	4	1	3	1	3	1	1	200-299 beds	29	\$54,897	\$3,027		
UHHS BEDFORD MEDICAL CENTER	BEDFORD	OH	50	4	4	2	3	1	2	1	1	50-99 beds	30	\$55,278	\$3,112	Below average	
ASHTABULA COUNTY MEDICAL CENTER	ASHTABULA	OH	48	4	4	3	4	1	4	1	1	100-199 beds	53	\$49,731	\$2,934	Below average	
HURON HOSPITAL	CLEVELAND	OH	47	3	4	1	3	1	3	3	1	100-199 beds	13	\$73,590	\$3,751	Below average	

Consumer Reports Health

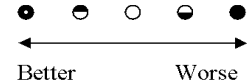
Patient Ratings August 2009



Hospital Name	City	State	Overall Score	Nurse Communication	Doctor Communication	Staff Attentiveness	Pain Management	Explain New Medicines	Room Clean	Room Quiet	Discharge	Hospital Size	Dartmouth Percentile Conservative	Dartmouth Total Medicare Spending	Dartmouth DME and copay cost	Compared to national Patient Rating average	
SILVERTON HOSPITAL	SILVERTON	OR	83	5	5	4	5	2	4	3	2	25-49 beds				Above average	
PROVIDENCE NEWBERG MEDICAL CENTER	NEWBERG	OR	80	5	5	4	4	2	4	4	2	25-49 beds				Above average	
LEGACY SALMON CREEK HOSPITAL	VANCOUVER	WA	77	5	5	4	4	1	4	4	2	100-199 beds				Above average	
PROVIDENCE PORTLAND MEDICAL CENTER	PORTLAND	OR	76	5	5	4	4	2	4	3	3	400-499 beds	90	\$46,044	\$2,984		
PROVIDENCE HOOD RIVER MEMORIAL HOSPITAL	HOOD RIVER	OR	75	5	5	5	4	2	5	4	1	25-49 beds					
PROVIDENCE ST VINCENT MEDICAL CENTER	PORTLAND	OR	75	5	5	4	4	1	3	3	2	500 or more beds	90	\$45,790	\$2,960		
LEGACY GOOD SAMARITAN HOSPITAL	PORTLAND	OR	72	5	5	3	5	1	4	3	2	200-299 beds	84	\$52,423	\$3,424		
PROVIDENCE MILWAUKIE HOSPITAL	MILWAUKIE	OR	72	5	5	4	5	2	4	3	1	50-99 beds					
LEGACY MERIDIAN PARK HOSPITAL	TUALATIN	OR	72	5	4	4	4	2	3	4	2	100-199 beds	98	\$44,058	\$2,800		
S W WASHINGTON MEDICAL CENTER	VANCOUVER	WA	69	5	5	3	4	2	3	3	3	300-399 beds	95	\$44,463	\$2,458		
MID-COLUMBIA MEDICAL CENTER	THE DALLES	OR	68	5	5	4	5	2	4	3	3	25-49 beds	97	\$40,917	\$1,955		
LEGACY MT HOOD MEDICAL CENTER	GRESHAM	OR	67	4	4	3	4	1	4	3	2	50-99 beds	99	\$37,580	\$2,273		
OHSU HOSPITAL AND CLINICS	PORTLAND	OR	66	4	4	2	4	1	3	2	2	500 or more beds	Teaching	88	\$57,608	\$2,538	
LEGACY EMANUEL HOSPITAL	PORTLAND	OR	66	4	4	2	4	1	3	3	2	400-499 beds	99	\$40,948	\$1,914		
WILLAMETTE FALLS HOSPITAL	OREGON CITY	OR	65	5	5	4	4	1	3	2	2	50-99 beds	99	\$35,436	\$1,940		
ADVENTIST MEDICAL CENTER	PORTLAND	OR	65	5	4	4	4	1	3	3	2	200-299 beds	98	\$39,623	\$2,620		
SAMARITAN NORTH LINCOLN HOSPITAL	LINCOLN CITY	OR	65	5	5	5	4	2	4	3	2	25-49 beds	100	\$44,728	\$1,543		
PROVIDENCE SEASIDE HOSPITAL	SEASIDE	OR	64	5	4	4	4	1	4	2	1	25-49 beds					
TILLAMOOK COUNTY GENERAL HOSPITAL	TILLAMOOK	OR	63	5	5	4	5	2	4	2	2	25-49 beds					
KAISER SUNNYSIDE MEDICAL CENTER	CLACKAMAS	OR	62	5	5	4	4	2	4	2	2	200-299 beds					
SAMARITAN PACIFIC COMMUNITY HOSPITAL	NEWPORT	OR	62	5	4	5	5	3	4	3	3	25-49 beds	100	\$37,674	\$1,876		
WILLAMETTE VALLEY MEDICAL CENTER	MCMINNVILLE	OR	62	4	5	3	4	1	3	2	1	50-99 beds	92	\$44,433	\$2,327		
TUALITY COMMUNITY HOSPITAL	HILLSBORO	OR	59	4	5	2	4	1	3	2	2	100-199 beds	84	\$40,131	\$1,994		
ST JOHN MEDICAL CENTER	LONGVIEW	WA	59	4	5	4	5	1	4	2	3	200-299 beds	96	\$44,504	\$2,552		

Consumer Health Reports

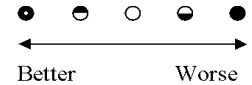
Patient Ratings August 2009



Hospital Name	City	State	Overall Score	Nurse Communication	Doctor Communication	Staff Attentiveness	Pain Management	Explain New Medicines	Room Clean	Room Quiet	Discharge	Hospital Size	Teaching	Dartmouth Percentile Conservative	Dartmouth Total Medicare Spending	Dartmouth DME and copay cost	Compared to national Patient Rating average
DOYLESTOWN HOSPITAL	DOYLESTOWN	PA	79	5	5	4	4	1	4	2	2	300-399 beds		16	\$57,459	\$3,452	Above average
MAIN LINE HOSPITAL LANKENAU	WYNNEWOOD	PA	77	5	5	3	4	1	3	2	2	300-399 beds	Teaching	14	\$63,821	\$4,015	Above average
MAIN LINE HOSPITAL PAOLI	PAOLI	PA	75	5	5	4	5	1	3	2	1	100-199 beds		21	\$62,729	\$4,217	
MAIN LINE HOSPITAL BRYN MAWR CAMPUS	BRYN MAWR	PA	73	5	5	3	5	1	3	1	2	300-399 beds		19	\$61,307	\$4,026	
ST MARY MEDICAL CENTER	LANGHORNE	PA	73	5	4	4	4	1	4	2	2	200-299 beds		10	\$60,697	\$4,217	
CHESTER COUNTY HOSPITAL	WEST CHESTER	PA	72	5	5	4	4	1	4	2	1	200-299 beds		18	\$58,111	\$3,873	
ABINGTON MEMORIAL HOSPITAL	ABINGTON	PA	71	4	5	3	4	1	2	2	1	500 or more beds		14	\$67,880	\$3,354	
HOSPITAL OF UNIV OF PENNSYLVANIA	PHILADELPHIA	PA	71	5	5	2	4	1	2	2	3	500 or more beds	Teaching	22	\$80,727	\$3,980	
THOMAS JEFFERSON UNIVERSITY HOSPITAL	PHILADELPHIA	PA	70	4	4	3	4	1	3	2	2	500 or more beds	Teaching	5	\$76,804	\$4,303	
ROBERT WOOD JOHNSON UNIVERSITY HOSPITAL HAMILTON	HAMILTON	NJ	70	5	5	3	4	1	4	3	2	200-299 beds		7	\$65,711	\$3,594	
HUNTERDON MEDICAL CENTER	FLEMINGTON	NJ	69	4	5	3	4	1	4	2	1	100-199 beds		13	\$65,258	\$4,874	
JEANES HOSPITAL	PHILADELPHIA	PA	67	4	5	3	4	1	4	2	2	100-199 beds		6	\$66,308	\$3,902	
HOLY REDEEMER HOSPITAL AND MEDICAL CENTER	MEADOWBROOK	PA	67	4	4	3	4	1	3	3	1	200-299 beds		7	\$69,124	\$4,132	
PENN PRESBYTERIAN MEDICAL CENTER	PHILADELPHIA	PA	67	5	4	3	4	1	3	3	2	200-299 beds		59	\$63,635	\$3,246	
ARIA HEALTH	PHILADELPHIA	PA	66	5	4	3	4	1	4	2	1	400-499 beds		7	\$68,380	\$4,175	
HAHNEMANN UNIVERSITY HOSPITAL	PHILADELPHIA	PA	65	4	5	2	4	1	2	3	1	400-499 beds	Teaching	7	\$117,998	\$4,893	
PENNSYLVANIA HOSP OF THE UNIV OF PA HEALTH SYS	PHILADELPHIA	PA	64	4	4	2	4	1	3	1	1	400-499 beds		10	\$75,389	\$4,478	
DELAWARE COUNTY MEMORIAL HOSPITAL	DREXEL HILL	PA	64	5	5	3	4	1	4	2	2	200-299 beds		5	\$66,428	\$4,235	
CROZER CHESTER MEDICAL CENTER	UPLAND	PA	63	4	4	3	4	1	4	3	1	500 or more beds	Teaching	7	\$70,377	\$3,656	
TEMPLE UNIVERSITY HOSPITAL	PHILADELPHIA	PA	62	4	4	2	4	1	3	2	2	500 or more beds	Teaching	12	\$85,538	\$3,858	
PHOENIXVILLE HOSPITAL	PHOENIXVILLE	PA	61	5	5	3	4	1	3	1	2	100-199 beds		43	\$52,519	\$2,733	
CHESTNUT HILL HOSPITAL	PHILADELPHIA	PA	60	4	4	2	3	1	1	2	1	200-299 beds		34	\$57,093	\$3,066	
CAPITAL HEALTH SYSTEM-MERCER CAMPUS	TRENTON	NJ	60	5	5	3	4	1	4	3	1	200-299 beds		11	\$61,431	\$3,672	
NAZARETH HOSPITAL	PHILADELPHIA	PA	59	4	4	2	3	1	4	2	3	200-299 beds		4	\$64,791	\$3,701	
ST FRANCIS MEDICAL CENTER	TRENTON	NJ	58	4	4	3	4	1	3	1	1	100-199 beds		13	\$66,960	\$3,248	
LOWER BUCKS HOSPITAL	BRISTOL	PA	57	4	4	3	4	1	3	2	1	100-199 beds		19	\$59,721	\$3,517	
NORTHEASTERN HOSPITAL	PHILADELPHIA	PA	57	4	4	2	3	1	4	1	1	100-199 beds		8	\$67,238	\$3,158	
CAPITAL HEALTH SYSTEM-FULD CAMPUS	TRENTON	NJ	57	4	4	3	3	1	3	1	1	100-199 beds		3	\$76,186	\$4,101	
RIDDLE MEMORIAL HOSPITAL	MEDIA	PA	56	4	4	2	4	1	2	1	1	200-299 beds		18	\$49,944	\$3,250	
MERCY SUBURBAN HOSPITAL	NORRISTOWN	PA	54	4	4	2	4	1	2	1	1	100-199 beds		11	\$62,255	\$3,240	
ALBERT EINSTEIN MEDICAL CENTER	PHILADELPHIA	PA	54	4	4	2	4	1	3	1	1	500 or more beds	Teaching	10	\$79,044	\$3,848	
MONTGOMERY HOSPITAL	NORRISTOWN	PA	54	5	4	3	5	1	3	2	1	100-199 beds		15	\$61,863	\$3,553	
MERCY FITZGERALD HOSPITAL	DARBY	PA	51	4	4	1	3	1	3	2	1	400-499 beds		7	\$74,173	\$3,812	Below average
ROXBOROUGH MEMORIAL HOSPITAL	PHILA	PA	50	4	4	2	3	1	2	1	2	100-199 beds		3	\$71,789	\$3,760	Below average
LANSDALE HOSPITAL	LANSDALE	PA	47	4	4	2	2	1	2	2	1	100-199 beds		24	\$55,516	\$2,984	Below average
ST JOSEPH'S HOSPITAL	PHILADELPHIA	PA	41	2	3	1	2	1	1	3	1	300-399 beds		1	\$112,032	\$4,677	Below average

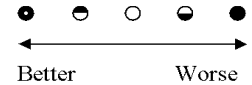
Consumer Reports Health

Patient Ratings August 2009



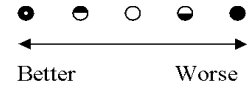
Hospital Name	City	State	Overall Score	Nurse Communication	Doctor Communication	Staff Attentiveness	Pain Management	Explain New Medicines	Room Clean	Room Quiet	Discharge	Hospital Size	Dartmouth Percentile	Dartmouth Total Medicare Spending	Dartmouth DME and copay cost	Compared to national Patient Rating average	
DUBOIS REGIONAL MEDICAL CENTER	DUBOIS	PA	74	5	5	4	4	2	4	3	2	200-299 beds	53	\$48,655	\$2,865		
HIGHLANDS HOSPITAL	CONNELLSVILLE	PA	72	5	5	5	5	3	5	3	3	50-99 beds	49	\$50,792	\$2,185		
PUNXSUTAWNEY AREA HOSPITAL	PUNXSUTAWNEY	PA	71	5	5	4	5	1	5	3	4	25-49 beds	58	\$43,798	\$2,401		
HERITAGE VALLEY SEWICKLEY	SEWICKLEY	PA	69	5	5	4	5	2	3	2	2	100-199 beds	37	\$48,632	\$3,107		
MAGEE WOMENS HOSPITAL OF UPMC HEALTH SYSTEM	PITTSBURGH	PA	69	4	5	3	4	1	2	2	1	200-299 beds	Teaching				
GROVE CITY MEDICAL CENTER	GROVE CITY	PA	69	5	5	4	5	2	5	3	2	100-199 beds	58	\$47,486	\$2,459		
ELLWOOD CITY HOSPITAL	ELLWOOD CITY	PA	68	5	5	4	5	1	5	4	1	100-199 beds	20	\$51,471	\$2,457		
INDIANA REGIONAL MEDICAL CENTER	INDIANA	PA	68	5	5	4	5	2	4	2	3	100-199 beds	30	\$50,259	\$2,556		
JEFFERSON REGIONAL MEDICAL CENTER	PITTSBURGH	PA	67	5	4	3	4	1	3	3	2	300-399 beds	7	\$55,046	\$3,383		
REYNOLDS MEMORIAL HOSPITAL	GLEN DALE	WV	66	5	5	4	4	2	4	3	3	100-199 beds	40	\$39,199	\$2,365		
WESTERN PENNSYLVANIA HOSPITAL	PITTSBURGH	PA	66	5	5	3	4	1	3	2	1	400-499 beds	Teaching	8	\$67,022	\$3,545	
WASHINGTON HOSPITAL, THE	WASHINGTON	PA	66	4	5	3	4	1	4	3	2	200-299 beds	31	\$51,891	\$2,960		
CANONSBURG GENERAL HOSPITAL	CANONSBURG	PA	66	5	4	3	5	1	4	3	1	100-199 beds	18	\$56,268	\$3,020		
ST CLAIR MEMORIAL HOSPITAL	PITTSBURGH	PA	66	5	5	3	4	1	3	1	1	300-399 beds	26	\$47,725	\$2,770		
UPMC PRESBYTERIAN SHADYSIDE	PITTSBURGH	PA	65	4	4	2	4	1	2	2	2	500 or more beds	Teaching	20	\$69,039	\$3,499	
UPMC ST MARGARET	PITTSBURGH	PA	65	4	5	3	4	1	2	2	2	200-299 beds	20	\$57,063	\$3,226		
OHIO VALLEY GENERAL HOSPITAL	MCKEES ROCKS	PA	65	4	5	3	4	1	4	3	1	50-99 beds	5	\$62,195	\$3,632		
MONONGAHELA VALLEY HOSPITAL	MONONGAHELA	PA	64	5	4	3	4	2	4	3	1	200-299 beds	5	\$57,508	\$2,914		
EXCELA HEALTH LATROBE HOSPITAL	LATROBE	PA	64	4	5	3	4	1	4	1	1	100-199 beds	28	\$53,556	\$2,676		
CLARION HOSPITAL	CLARION	PA	64	5	5	4	4	1	4	4	2	50-99 beds	81	\$46,672	\$2,368		
BELMONT COMMUNITY HOSPITAL	BELLAIRE	OH	63	4	5	4	5	1	3	3	1	50-99 beds					
UPMC MERCY	PITTSBURGH	PA	62	4	4	2	3	1	3	2	2	400-499 beds	Teaching	6	\$60,279	\$3,231	
HERITAGE VALLEY BEAVER	BEAVER	PA	62	5	5	3	4	1	4	2	1	300-399 beds	33	\$47,326	\$2,978		
ACMH HOSPITAL	KITTANNING	PA	62	5	5	4	4	1	3	1	2	100-199 beds	30	\$46,250	\$3,083		
ALLEGHENY GENERAL HOSPITAL	PITTSBURGH	PA	62	4	4	2	4	1	3	2	2	400-499 beds	Teaching	20	\$55,762	\$3,247	
WHEELING HOSPITAL	WHEELING	WV	61	4	4	2	3	1	3	1	2	200-299 beds	35	\$42,910	\$2,772		
ALLE KISKI MEDICAL CENTER	NATRONA	PA	61	5	5	4	4	1	4	2	2	200-299 beds	13	\$55,460	\$3,501		
UPMC PASSAVANT	PITTSBURGH	PA	61	4	4	2	4	1	2	2	2	300-399 beds	14	\$52,007	\$3,159		
EXCELA HEALTH FRICK HOSPITAL	MOUNT PLEASANT	PA	61	5	5	3	4	1	4	2	1	50-99 beds	23	\$55,773	\$3,298		
UNIONTOWN HOSPITAL	UNIONTOWN	PA	60	5	5	3	5	1	3	2	2	200-299 beds	31	\$55,132	\$3,334		
UPMC SOUTH SIDE	PITTSBURGH	PA	59	4	5	3	4	1	2	1	2	100-199 beds	3	\$59,332	\$2,941		
WESTERN PENNSYLVANIA HOSP FORBES REGIONAL CAMPUS	MONROEVILLE	PA	59	4	5	3	4	1	3	2	1	200-299 beds	8	\$60,100	\$3,454		
UPMC MCKEESPORT	MC KEESPORT	PA	59	4	5	3	4	1	4	3	1	200-299 beds	13	\$58,118	\$3,083		
WETZEL COUNTY HOSPITAL	NEW MARTINSVILLE	WV	58	5	5	4	5	2	5	4	1	50-99 beds	68	\$37,095	\$2,044		
BUTLER MEMORIAL HOSPITAL	BUTLER	PA	58	5	4	2	5	1	4	1	3	200-299 beds	30	\$53,418	\$3,242		
EAST LIVERPOOL CITY HOSPITAL	EAST LIVERPOOL	OH	58	4	5	3	4	1	3	3	1	100-199 beds	27	\$50,304	\$3,575		
EXCELA HEALTH WESTMORELAND REGIONAL HOSPITAL	GREENSBURG	PA	56	4	4	3	4	1	2	1	1	200-299 beds	14	\$58,648	\$4,163		
EAST OHIO REGIONAL HOSPITAL	MARTINS FERRY	OH	56	4	4	2	4	1	3	2	1	100-199 beds	31	\$40,939	\$2,479		
TRINITY HEALTH SYSTEM	STEUBENVILLE	OH	55	4	5	2	4	1	3	1	2	300-399 beds	12	\$53,567	\$3,434		
WEIRTON MEDICAL CENTER	WEIRTON	WV	50	4	4	2	3	1	3	1	1	200-299 beds	9	\$51,854	\$3,318	Below average	
UPMC BRADDOCK	BRADDOCK	PA	48	4	4	2	3	1	3	2	1	100-199 beds	22	\$52,782	\$2,807	Below average	

Consumer Reports Health
Patient Ratings August 2009



Dallas-Ft. Worth, TX (1 of 2)																	
Hospital Name	City	State	Overall Score	Nurse Communication	Doctor Communication	Staff Attentiveness	Pain Management	Explain New Medicines	Room Clean	Room Quiet	Discharge	Hospital Size	Dartmouth Percentile Conservative	Dartmouth Total Medicare Spending	Dartmouth DME and copay cost	Compared to national Patient Rating average	
BAYLOR HEART AND VASCULAR HOSPITAL	DALLAS	TX	91	5	5	4	4	2	5	5	2	50-99 beds				Above average	
THE HEART HOSPITAL BAYLOR PLANO	PLANO	TX	91	5	5	4	5	2	4	5	2	50-99 beds				Above average	
NORTH TEXAS HOSPITAL	DENTON	TX	89	5	5	5	5	3	4	5	3	6-24 beds				Above average	
BAYLOR MEDICAL CENTER AT FRISCO	FRISCO	TX	88	5	5	4	5	2	5	5	2	50-99 beds				Above average	
BAYLOR MEDICAL CENTER AT TROPHY CLUB	TROPHY CLUB	TX	87	5	5	4	5	3	4	5	3	6-24 beds				Above average	
BAYLOR REGIONAL MEDICAL CENTER AT PLANO	PLANO	TX	80	5	5	4	4	1	4	5	2	50-99 beds				Above average	
USMD HOSPITAL AT ARLINGTON L P	ARLINGTON	TX	80	5	5	4	5	2	4	5	2	25-49 beds				Above average	
GLEN ROSE MEDICAL CENTER	GLEN ROSE	TX	80	5	5	4	4	2	5	4	3	6-24 beds				Above average	
METHODIST MANSFIELD MEDICAL CENTER	MANSFIELD	TX	79	5	5	3	4	1	3	4	2	50-99 beds				Above average	
BAYLOR UNIVERSITY MEDICAL CENTER	DALLAS	TX	78	5	5	3	4	1	3	4	2	500 or more beds	Teaching	31	\$58,079	\$3,940	Above average
BAYLOR REGIONAL MEDICAL CENTER AT GRAPEVINE	GRAPEVINE	TX	77	5	5	4	5	2	3	4	2	200-299 beds		50	\$50,724	\$3,012	Above average
NOCONA GENERAL HOSPITAL	NOCONA	TX	75	5	5	4	4	2	5	4	1	25-49 beds					
BAYLOR ALL SAINTS MEDICAL CENTER AT FW	FORT WORTH	TX	73	5	5	3	4	1	4	3	2	300-399 beds		50	\$53,159	\$3,184	
BAYLOR MEDICAL CENTER AT WAXAHACHIE	WAXAHACHIE	TX	72	5	5	4	5	2	4	4	2	50-99 beds		91	\$48,718	\$1,984	
PLAZA MEDICAL CENTER OF FORT WORTH	FORT WORTH	TX	72	4	4	4	4	1	4	4	2	200-299 beds		30	\$60,167	\$3,422	
MEDICAL CITY DALLAS HOSPITAL	DALLAS	TX	71	4	4	2	4	1	4	4	2	500 or more beds		16	\$66,248	\$4,287	
WISE REGIONAL HEALTH SYSTEM	DECATUR	TX	71	5	5	4	4	1	4	4	1	100-199 beds		86	\$45,017	\$2,342	
VISTA HOSPITAL OF DALLAS	GARLAND	TX	71	4	5	4	4	2	4	5	3	25-49 beds					
PRESBYTERIAN HOSPITAL OF DENTON	DENTON	TX	71	4	5	4	5	1	3	4	1	200-299 beds		26	\$54,229	\$3,170	
GRAHAM REGIONAL MEDICAL CENTER	GRAHAM	TX	71	5	5	4	5	2	3	3	2	25-49 beds		70	\$50,077	\$2,291	
PARKLAND HEALTH AND HOSPITAL SYSTEM	DALLAS	TX	69	4	5	3	4	2	3	2	2	500 or more beds	Teaching	88	\$56,738	\$2,503	
BAYLOR MEDICAL CENTER AT IRVING	IRVING	TX	69	4	4	3	4	1	4	3	2	200-299 beds		22	\$60,849	\$3,880	
LAKE GRANBURY MEDICAL CENTER	GRANBURY	TX	69	4	5	4	4	2	3	4	2	50-99 beds		99	\$51,355	\$2,734	
BAYLOR SURGICAL HOSPITAL AT FORT WORTH	FORT WORTH	TX	69	4	5	3	4	2	4	4	3	6-24 beds					
MEDICAL CENTER OF PLANO	PLANO	TX	69	5	5	3	4	1	4	4	2	300-399 beds		27	\$62,252	\$3,635	
WILSON N JONES MEDICAL CENTER	SHERMAN	TX	68	5	5	4	4	2	4	4	3	200-299 beds		35	\$54,405	\$3,528	
DENTON REGIONAL MEDICAL CENTER	DENTON	TX	68	5	5	3	4	1	3	3	2	200-299 beds		19	\$58,189	\$3,850	
LAKE POINTE MEDICAL CENTER	ROWLETT	TX	68	4	5	3	4	1	3	4	2	100-199 beds		59	\$55,901	\$2,999	
LAS COLINAS MEDICAL CENTER	IRVING	TX	68	4	4	2	4	1	2	4	1	50-99 beds					
BAYLOR MEDICAL CENTER AT GARLAND	GARLAND	TX	66	4	5	2	4	1	4	3	2	200-299 beds		49	\$57,726	\$3,815	
DOCTORS HOSPITAL	DALLAS	TX	65	4	5	3	4	1	2	4	2	100-199 beds		40	\$55,521	\$3,369	
METHODIST DALLAS MEDICAL CENTER	DALLAS	TX	65	4	4	2	4	1	3	3	2	400-499 beds	Teaching	39	\$64,091	\$3,801	
ENNIS REGIONAL MEDICAL CENTER	ENNIS	TX	64	3	4	2	3	1	3	4	2	50-99 beds					
CENTENNIAL MEDICAL CENTER	FRISCO	TX	64	4	5	2	3	1	4	5	2	100-199 beds					
TRINITY MEDICAL CENTER	CARROLLTON	TX	64	4	4	3	4	1	3	4	1	100-199 beds		9	\$69,878	\$4,058	
PARIS REGIONAL MEDICAL CENTER	PARIS	TX	63	5	5	4	4	1	3	4	1	200-299 beds		30	\$50,534	\$3,397	

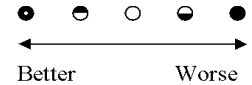
Consumer Reports Health
Patient Ratings August 2009



Dallas-Ft. Worth, TX (2 of 2)																	
Hospital Name	City	State	Overall Score	Nurse Communication	Doctor Communication	Staff Attentiveness	Pain Management	Explain New Medicines	Room Clean	Room Quiet	Discharge	Hospital Size	Dartmouth Conservative Percentile	Dartmouth Total Medicare Spending	Dartmouth DME and copay cost	Compared to national Patient Rating average	
TEXOMA MEDICAL CENTER	DENISON	TX	62	4	4	2	3	1	2	2	2	200-299 beds	26	\$54,453	\$2,962		
JPS HEALTH NETWORK	FORT WORTH	TX	61	4	4	1	4	1	1	2	1	400-499 beds	Teaching 78	\$46,734	\$2,447		
EAST TEXAS MEDICAL CENTER - CLARKSVILLE	CLARKSVILLE	TX	61	4	5	2	3	1	4	3	1	25-49 beds	24	\$51,488	\$3,020		
NORTH TEXAS MEDICAL CENTER	GAINESVILLE	TX	59	4	5	4	4	1	4	4	3	50-99 beds	61	\$45,434	\$2,182		
HUNT REGIONAL MEDICAL CENTER	GREENVILLE	TX	59	5	4	4	4	2	3	3	2	100-199 beds	59	\$51,806	\$2,517		
NORTH HILLS HOSPITAL	NORTH RICHLAND HIL	TX	59	4	4	2	3	1	3	3	2	100-199 beds	37	\$53,797	\$2,903		
EAST TEXAS MEDICAL CENTER ATHENS	ATHENS	TX	59	4	4	2	3	1	4	2	1	100-199 beds	56	\$54,159	\$3,087		
MEDICAL CENTER OF LEWISVILLE	LEWISVILLE	TX	59	4	4	2	4	1	3	3	1	100-199 beds	15	\$61,207	\$3,857		
MEDICAL CENTER OF SOUTHEASTERN OKLAHOMA	DURANT	OK	58	3	4	2	3	1	3	2	1	100-199 beds	26	\$64,172	\$2,527		
METHODIST CHARLTON MEDICAL CENTER	DALLAS	TX	56	4	4	1	3	1	2	3	1	200-299 beds	34	\$64,417	\$3,597		
NAVARRO REGIONAL HOSPITAL	CORSICANA	TX	55	4	4	2	4	1	2	4	2	100-199 beds	83	\$42,516	\$2,360		
HUGULEY HEALTH SYSTEM	FORT WORTH	TX	55	3	4	2	3	1	1	3	1	200-299 beds	51	\$56,443	\$3,171		
WEATHERFORD REGIONAL MEDICAL CENTER	WEATHERFORD	TX	52	4	4	3	4	1	2	2	1	50-99 beds	85	\$49,002	\$2,842	Below average	
MEDICAL CENTER OF MCKINNEY	MCKINNEY	TX	52	4	4	2	4	1	3	3	1	200-299 beds	25	\$65,300	\$3,465	Below average	
MEDICAL CENTER OF ARLINGTON	ARLINGTON	TX	50	3	4	1	4	1	3	2	1	200-299 beds	10	\$62,007	\$3,322	Below average	
CHOCTAW MEMORIAL HOSPITAL	HUGO	OK	46	4	5	1	3	1	3	2	1	25-49 beds	17	\$58,047	\$2,652	Below average	

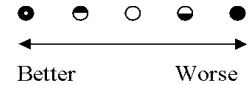


Patient Ratings August 2009



Hospital Name	City	State	Overall Score	Nurse Communication	Doctor Communication	Staff Attentiveness	Pain Management	Explain New Medicines	Room Clean	Room Quiet	Discharge	Hospital Size	Dartmouth Percentile Conservative	Dartmouth Total Medicare Spending	Dartmouth DME and copay cost	Compared to national Patient Rating average	
BELLVILLE GENERAL HOSPITAL	BELLVILLE	TX	91	5	5	5	5	4	5	5	1	25-49 beds				Above average	
FOUNDATION SURGICAL HOSPITAL	BELLAIRE	TX	88	4	5	4	5	3	4	5	4	50-99 beds				Above average	
SURGERY SPECIALTY HOSPITALS OF AMERICA SE HOUSTON	PASADENA	TX	86	5	5	5	5	4	5	5	3	25-49 beds				Above average	
HOUSTON PHYSICIANS' HOSPITAL	WEBSTER	TX	84	5	5	5	5	2	4	5	3	6-24 beds				Above average	
TEXAS ORTHOPEDIC HOSPITAL	HOUSTON	TX	82	5	5	3	4	1	4	4	3	25-49 beds				Above average	
TOPS SURGICAL SPECIALTY HOSPITAL	HOUSTON	TX	81	5	5	4	5	3	4	5	3	6-24 beds				Above average	
METHODIST WILLOWBROOK HOSPITAL	HOUSTON	TX	77	5	5	3	4	1	3	4	2	100-199 beds				Above average	
METHODIST HOSPITAL, THE	HOUSTON	TX	76	4	5	3	4	1	3	3	2	500 or more beds	Teaching	5	\$76,148	\$4,670	
WOODLAND HEIGHTS MEDICAL CENTER	LUFKIN	TX	76	5	5	4	4	1	4	4	2	100-199 beds		13	\$56,313	\$3,652	
CHRISTUS ST CATHERINE HOSPITAL	KATY	TX	75	5	5	3	4	1	4	4	1	100-199 beds					
ST MARKS MEDICAL CENTER	LA GRANGE	TX	75	5	5	4	5	2	5	3	1	25-49 beds					
CHRISTUS ST JOHN HOSPITAL	NASSAU BAY	TX	75	5	4	4	4	1	4	4	2	100-199 beds		15	\$59,697	\$3,148	
UNIVERSITY GENERAL HOSPITAL	HOUSTON	TX	74	4	4	2	4	1	4	4	1	50-99 beds					
METHODIST SUGAR LAND HOSPITAL	SUGAR LAND	TX	73	5	5	3	4	1	4	4	2	50-99 beds					
ST LUKES EPISCOPAL HOSPITAL	HOUSTON	TX	73	4	4	2	4	1	3	3	1	500 or more beds	Teaching	12	\$66,206	\$4,881	
MEMORIAL HERMANN MEMORIAL CITY MEDICAL CENTER	HOUSTON	TX	72	4	4	3	4	1	3	4	1	300-399 beds		7	\$59,997	\$4,014	
NORTH CYPRESS MEDICAL CENTER	CYPRESS	TX	72	4	4	2	4	1	3	4	1	50-99 beds					
MEMORIAL HERMANN KATY HOSPITAL	KATY	TX	71	4	4	3	4	1	4	4	1	100-199 beds		28	\$57,340	\$3,360	
UNIVERSITY OF TEXAS MEDICAL BRANCH GAL	GALVESTON	TX	71	4	4	3	4	1	3	3	2	500 or more beds	Teaching	53	\$61,440	\$2,385	
OAKBEND MEDICAL CENTER	RICHMOND	TX	71	4	5	3	5	3	4	5	3	100-199 beds		29	\$66,464	\$3,581	
MEMORIAL HEALTH SYSTEM OF EAST TEXAS- LUFKIN	LUFKIN	TX	70	4	4	3	4	1	2	4	2	100-199 beds		25	\$49,862	\$3,222	
NACOGDOCHES MEDICAL CENTER	NACOGDOCHES	TX	70	4	5	4	5	1	2	4	1	100-199 beds		44	\$48,122	\$3,143	
MEMORIAL HERMANN SUGAR LAND HOSPITAL	SUGAR LAND	TX	70	4	4	2	3	1	4	4	1	50-99 beds					
TRINITY MEDICAL CENTER	BREHAM	TX	69	4	5	3	4	1	4	3	3	50-99 beds		87	\$35,617	\$1,793	
ST LUKE'S THE WOODLANDS HOSPITAL	THE WOODLANDS	TX	69	4	4	2	4	1	3	2	1	50-99 beds					
MEMORIAL HERMANN HOSPITAL SYSTEM	HOUSTON	TX	67	4	4	3	4	1	3	3	1	400-499 beds		8	\$72,057	\$4,399	
HOUSTON NORTHWEST MEDICAL CENTER	HOUSTON	TX	67	4	5	3	4	1	2	3	2	300-399 beds		2	\$77,349	\$5,439	
MEMORIAL HERMANN TEXAS MEDICAL CENTER	HOUSTON	TX	66	4	4	1	4	1	3	3	1	500 or more beds	Teaching	30	\$69,098	\$3,973	
MEMORIAL HOSPITAL	NACOGDOCHES	TX	66	4	4	4	4	1	3	4	1	100-199 beds		17	\$52,043	\$2,958	
ANGLETON-DANBURY MEDICAL CENTER	ANGLETON	TX	66	4	4	4	4	2	4	4	1	50-99 beds		49	\$50,302	\$3,217	
PARK PLAZA HOSPITAL	HOUSTON	TX	65	4	5	3	4	1	3	4	1	200-299 beds		2	\$92,892	\$5,974	
WOMANS HOSPITAL OF TEXAS, THE	HOUSTON	TX	65	3	5	2	3	1	4	3	1	200-299 beds					
SAN JACINTO METHODIST HOSPITAL	BAYTOWN	TX	64	4	4	3	4	1	4	3	2	200-299 beds		19	\$64,602	\$3,442	
ST JOSEPH MEDICAL CENTER	HOUSTON	TX	63	4	4	2	3	1	3	4	1	300-399 beds		10	\$77,374	\$4,646	
MEMORIAL MEDICAL CENTER LIVINGSTON	LIVINGSTON	TX	62	4	5	3	4	1	4	3	1	50-99 beds		25	\$55,397	\$3,673	
TOMBALL REGIONAL HOSPITAL	TOMBALL	TX	62	4	4	1	3	1	4	4	1	200-299 beds		6	\$63,051	\$4,488	

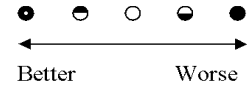
Consumer Reports Health
Patient Ratings August 2009



Hospital Name	City	State	Overall Score	Nurse Communication	Doctor Communication	Staff Attentiveness	Pain Management	Explain New Medicines	Room Clean	Room Quiet	Discharge	Hospital Size	Dartmouth Percentile Conservative	Dartmouth Total Medicare Spending	Dartmouth DME and copay cost	Compared to national Patient Rating average
CYPRESS FAIRBANKS MEDICAL CENTER	HOUSTON	TX	61	4	4	2	4	1	3	3	1	100-199 beds	2	\$79,173	\$4,586	
HUNTSVILLE MEMORIAL HOSPITAL	HUNTSVILLE	TX	59	5	5	4	4	1	3	5	1	50-99 beds	38	\$46,151	\$2,833	
SPRING BRANCH MEDICAL CENTER	HOUSTON	TX	59	3	4	1	3	1	4	3	1	200-299 beds	4	\$73,749	\$4,384	
CLEAR LAKE REGIONAL MEDICAL CENTER	WEBSTER	TX	58	4	4	2	3	1	3	3	1	500 or more beds	5	\$65,957	\$3,849	
CONROE REGIONAL MEDICAL CENTER	CONROE	TX	57	4	4	2	3	1	2	3	1	200-299 beds	21	\$60,021	\$3,730	
BRAZOSPORT REGIONAL HEALTH SYSTEM	LAKE JACKSON	TX	56	4	4	3	4	1	4	3	1	100-199 beds	51	\$52,751	\$3,292	
KINGWOOD MEDICAL CENTER	KINGWOOD	TX	56	4	4	1	3	1	3	2	1	100-199 beds	3	\$70,571	\$4,883	
HARRIS COUNTY HOSPITAL DISTRICT	HOUSTON	TX	55	3	4	1	3	1	2	1	1	500 or more beds	Teaching 62	\$53,868	\$2,865	
GULF COAST MEDICAL CENTER	WHARTON	TX	54	4	5	3	4	1	2	3	1	50-99 beds	56	\$53,073	\$3,646	
DOCTORS HOSPITAL TIDWELL	HOUSTON	TX	54	3	4	2	2	1	1	2	1	200-299 beds	2	\$103,632	\$5,843	
MAINLAND MEDICAL CENTER	TEXAS CITY	TX	53	3	4	2	3	1	3	4	1	200-299 beds	26	\$56,916	\$3,277	Below average
BAYSHORE MEDICAL CENTER	PASADENA	TX	52	3	4	1	3	1	2	3	1	300-399 beds	2	\$76,783	\$4,514	Below average
WEST HOUSTON MEDICAL CENTER	HOUSTON	TX	52	2	3	1	2	1	2	2	1	100-199 beds	4	\$76,248	\$3,838	Below average
MEMORIAL HERMANN NORTHEAST	HUMBLE	TX	51	3	3	1	3	1	2	3	1	200-299 beds	4	\$70,401	\$4,615	Below average
MATAGORDA GENERAL HOSPITAL	BAY CITY	TX	50	4	4	4	5	1	4	4	1	50-99 beds	45	\$52,432	\$2,704	Below average
CLEVELAND REGIONAL MEDICAL CTR	CLEVELAND	TX	48	2	4	2	2	1	1	3	1	50-99 beds	14	\$65,340	\$4,010	Below average

Consumer Reports Health

Patient Ratings August 2009



Hospital Name	City	State	Overall Score	Nurse Communication	Doctor Communication	Staff Attentiveness	Pain Management	Explain New Medicines	Room Clean	Room Quiet	Discharge	Hospital Size	Dartmouth Percentile Conservative	Dartmouth Total Medicare Spending	Dartmouth DME and copay cost	Compared to national Patient Rating average
ST JOSEPHS HOSPITAL	BELLINGHAM	WA	76	5	5	4	5	1	3	3	2	200-299 beds	97	\$46,327	\$2,409	
UNIVERSITY OF WASHINGTON MEDICAL CTR	SEATTLE	WA	74	5	5	3	4	1	4	3	2	300-399 beds	Teaching 67	\$70,245	\$2,809	
EVERGREEN HOSPITAL MEDICAL CENTER	KIRKLAND	WA	72	5	5	3	4	1	4	4	3	200-299 beds	92	\$48,653	\$2,551	
NORTHWEST HOSPITAL	SEATTLE	WA	72	5	5	3	4	1	3	2	2	100-199 beds	79	\$51,697	\$2,864	
JEFFERSON HEALTHCARE HOSPITAL	PORT TOWNSEND	WA	72	5	5	5	5	3	4	4	4	25-49 beds	98	\$47,561	\$2,178	
GROUP HEALTH CENTRAL HOSPITAL	SEATTLE	WA	71	5	5	4	4	2	4	3	3	100-199 beds				
HARRISON MEDICAL CENTER	BREMERTON	WA	70	5	5	4	4	2	3	3	2	200-299 beds	89	\$46,496	\$2,734	
OLYMPIC MEDICAL CENTER	PORT ANGELES	WA	70	5	5	4	4	2	4	2	2	50-99 beds	97	\$42,112	\$2,149	
OVERLAKE HOSPITAL MEDICAL CENTER	BELLEVUE	WA	69	5	5	3	5	1	3	3	2	200-299 beds	87	\$53,247	\$2,906	
ST JOSEPH MEDICAL CENTER	TACOMA	WA	69	4	5	4	4	2	3	2	3	300-399 beds	83	\$52,518	\$3,164	
SAINT CLARE HOSPITAL	LAKEWOOD	WA	67	4	4	3	4	1	3	1	2	50-99 beds	91	\$47,704	\$3,138	
VIRGINIA MASON MEDICAL CENTER	SEATTLE	WA	67	5	5	3	4	2	3	1	2	300-399 beds	71	\$57,427	\$2,531	
VALLEY MEDICAL CENTER	RENTON	WA	66	4	5	3	4	1	4	3	3	100-199 beds	91	\$51,938	\$3,023	
GRAYS HARBOR COMMUNITY HOSPITAL	ABERDEEN	WA	65	5	5	5	4	2	4	1	2	200-299 beds	95	\$43,847	\$2,442	
HIGHLINE MEDICAL CENTER	BURIEN	WA	64	4	4	3	4	1	4	2	2	200-299 beds	79	\$49,019	\$2,262	
ST FRANCIS COMMUNITY HOSPITAL	FEDERAL WAY	WA	63	4	5	3	3	1	3	1	3	100-199 beds	97	\$48,062	\$2,263	
HARBORVIEW MEDICAL CENTER	SEATTLE	WA	57	4	4	2	4	1	3	1	1	300-399 beds	Teaching 90	\$53,946	\$2,171	
GOOD SAMARITAN HOSPITAL & REHAB CENTER	PUYALLUP	WA	55	4	4	3	4	1	3	1	1	200-299 beds	85	\$49,886	\$3,183	
STEVENS HOSPITAL	EDMONDS	WA	50	4	5	2	4	1	3	1	1	100-199 beds	78	\$55,089	\$3,527	Below average
AUBURN REGIONAL MEDICAL CENTER	AUBURN	WA	47	3	4	1	3	1	2	1	1	100-199 beds	80	\$51,638	\$2,348	Below average